


BD HOCHELAGA



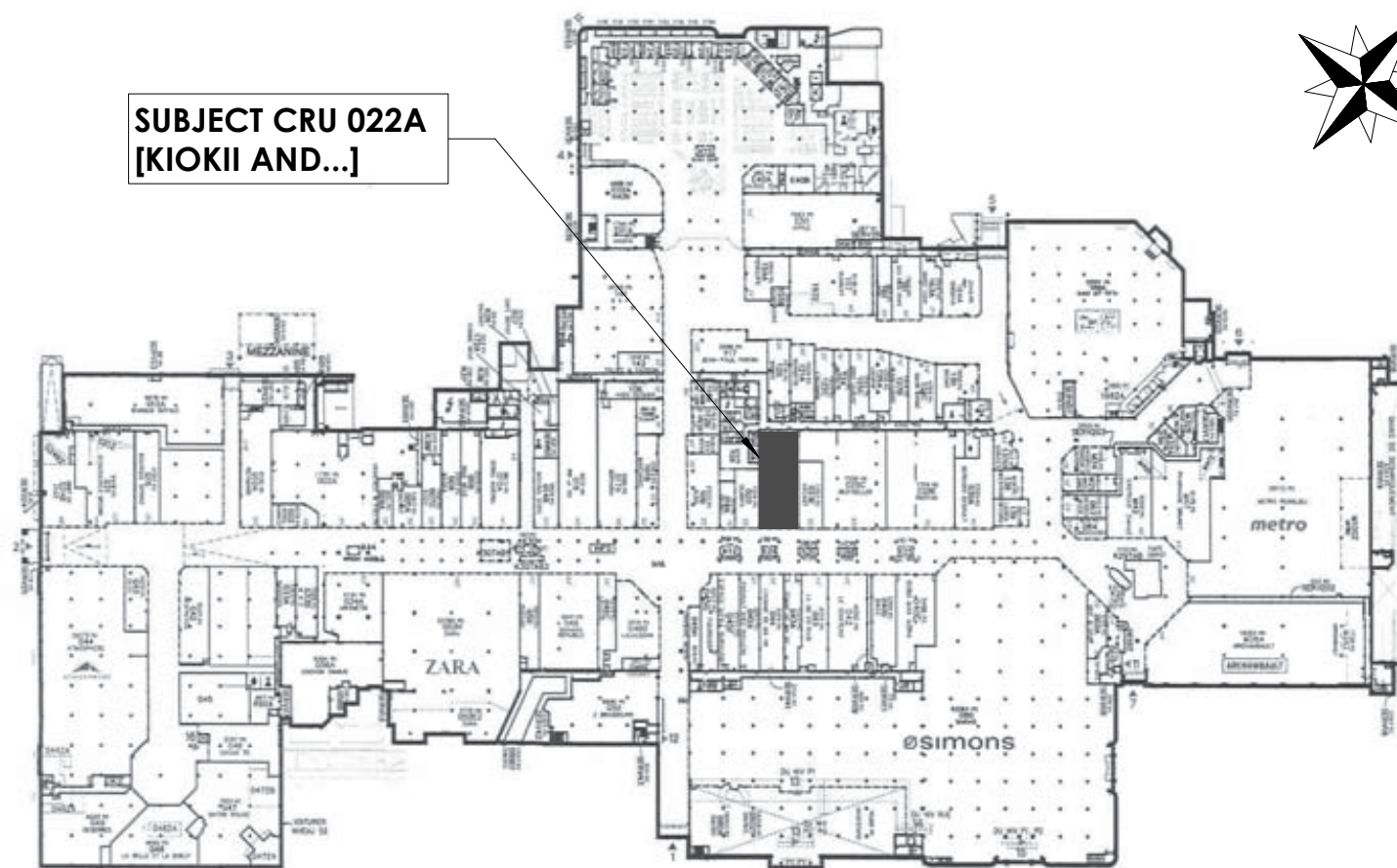
SUBJECT CRU 022A
[KIOKII AND...]

PLACE STE-FOY - CRU 022A - KIOKII AND...

2450 BOUL LAURIER, QUÉBEC, QC G1V 2L1

SEVEN K DESIGN
40 Vogell Road | Unit# 5
Richmond Hill ON Canada
Info@sevenkdesign.com
www.sevenkdesign.com
+ 1 647.969.3918

RUE BERNARDIN-MORIN



A. ROBERT-BOURASSA

BOUL LAURIER





7K Design Ltd.
 40 Vogell Road | Unit #5
 Richmond Hill, ON, Canada
 Info@sevenkdesign.com
 www.sevenkdesign.com
 +1 647.969.3918

CONSULTANTS

LEGEND

- EXISTING DOOR
- NEW DOOR
- EXISTING WALL TO REMAIN
- EXISTING WALL TO REMOVE
- PROPOSED WALL

GENERAL NOTES

DO NOT SCALE DRAWINGS. THE CONTRACTOR SHALL CHECK AND VERIFY ALL DIMENSIONS AND REPORT ANY DISCREPANCIES TO ENGINEER & DESIGNER BEFORE PROCEEDING WITH THE WORKS.

DIMENSIONS ARE CLEAR TO THE FACE OF COLUMNS AND PARTITIONS UNLESS OTHERWISE INDICATED.

NO WORK MAY PROCEED UNTIL SEVEN K DESIGN LTD. STAMPED, SIGNED AND APPROVED DRAWINGS, THOSE DRAWINGS ARE TO BE AVAILABLE ON SITE UPON REQUEST.

ALL DRAWINGS, SPECIFICATIONS AND DETAILS REMAIN THE PROPERTY OF SEVEN K DESIGN LTD. AND MUST BE RETURNED AT THE COMPLETION OF ALL WORK.

#	VERSION	DATE
3	UPDATE ACCESSORY WALL	01/19/2026
2	FINAL DESIGN SBUMMISSION	12/15/2025
1	PRELIMINARY SUBMISSION	11/13/2025

Project Address
2450 Boul Laurier - CRU 022A [Place Ste-Foy - KIOKII AND...]

Drawing Name
Image Renders

Project number 25-142
 Date NOV 2025
 Drawn by MING
 Check by FY
 Scale 3/32" = 1'-0"

A0.1

MATERIALS LIST - FLOORING & TILES

AREA	COMPANY	PRODUCT CODE	SIZE	PRICE	IMAGE REFERENCE	NOTE
T1 TILED FLOORING -RETAIL AREA -BACK STORAGE	STONEHAUS	SH.RETI.FU.GREY 24x48.MT	24"x48"	TBD		TILE GROUT: MAPEI 5019 PEARL GRAY 5019 Pearl Gray

MATERIALS LIST - COLOR

AREA	COMPANY	COLOR CODE	FINISH	IMAGE REFERENCE	NOTE
C1 MDF LACQUER SPRAY PANELS -DECORATIVE PANELS	BENJAMIN MOORE	OC-65 CHANTILLY LACE PANTONE 000C	PEARL FINISH REGAL	Chantilly Lace OC-65	PANELS TO BE SHOP FINISHED
C2 MDF LACQUER SPRAY FLUTED PANELS -LIFESTYLE WALL	BENJAMIN MOORE	2063-60 SAPPHIREBERRY PANTONE 543C	FLAT REGAL	Sapphireberry 2063-60	FLUTE PANELS TO BE SHOP FINISHED
C3 -RETAIL AREA WALLS -DROP CEILING 'A'	BENJAMIN MOORE	2078-70 PINK PEONY PANTONE 2050C	FLAT REGAL	Pink Peony 2078-70	
C4 -DROP CEILING 'B'	BENJAMIN MOORE	2078-60 NEWBORN PINK PANTONE 496C	FLAT REGAL	Newborn Pink 2078-60	
C5 -STOREFRONT BULKHEAD	BENJAMIN MOORE	2078-50 PINK BEGONIA PANTONE 217C	FLAT REGAL	Pink Begonia 2078-50	

MATERIALS LIST - CLADDING

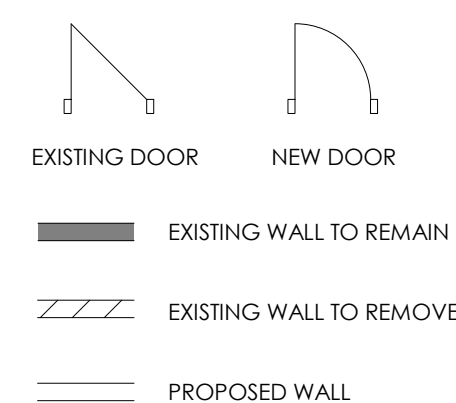
AREA	COMPANY	COLOR CODE	FINISH	IMAGE REFERENCE	NOTE
M1 POWDER COATED METAL PANEL -STOREFRONT	TBD	2078-50 PINK BEGONIA PANTONE 217C	POWDER COATED FINISH	Pink Begonia 2078-50	16 GAUGE BRAKE METAL PANELS WITH FORMED ROLLED EDGES
M2 POWDER COATED METAL PANEL -CASHIER COUNTER	TBD	OC-65 CHANTILLY LACE PANTONE 000C	POWDER COATED FINISH	Chantilly Lace OC-65	



7K Design Ltd.
40 Vogell Road | Unit #5
Richmond Hill, ON, Canada
Info@sevenkdesign.com
www.sevenkdesign.com
+ 1 647.969.3918

CONSULTANTS

LEGEND



GENERAL NOTES

DO NOT SCALE DRAWINGS. THE CONTRACTOR SHALL CHECK AND VERIFY ALL DIMENSIONS AND REPORT ANY DISCREPANCIES TO ENGINEER & DESIGNER BEFORE PROCEEDING WITH THE WORKS.
DIMENSIONS ARE CLEAR TO THE FACE OF COLUMNS AND PARTITIONS UNLESS OTHERWISE INDICATED.
NO WORK MAY PROCEED UNTIL SEVEN K DESIGN LTD. STAMPED, SIGNED AND APPROVED DRAWINGS. THOSE DRAWINGS ARE TO BE AVAILABLE ON SITE UPON REQUEST.
ALL DRAWINGS, SPECIFICATIONS AND DETAILS REMAIN THE PROPERTY OF SEVEN K DESIGN LTD. AND MUST BE RETURNED AT THE COMPLETION OF ALL WORK.

#	VERSION	DATE
3	UPDATE ACCESSORY WALL	01/19/2026
2	FINAL DESIGN SUBMISSION	12/15/2025
1	PRELIMINARY SUBMISSION	11/13/2025

Project Address

2450 Boul Laurier - CRU 022A [Place Ste-Foy - KIOKII AND...]

Drawing Name

Material List

Project number

25-142

Date

NOV 2025

Drawn by

MING

Check by

FY

Scale

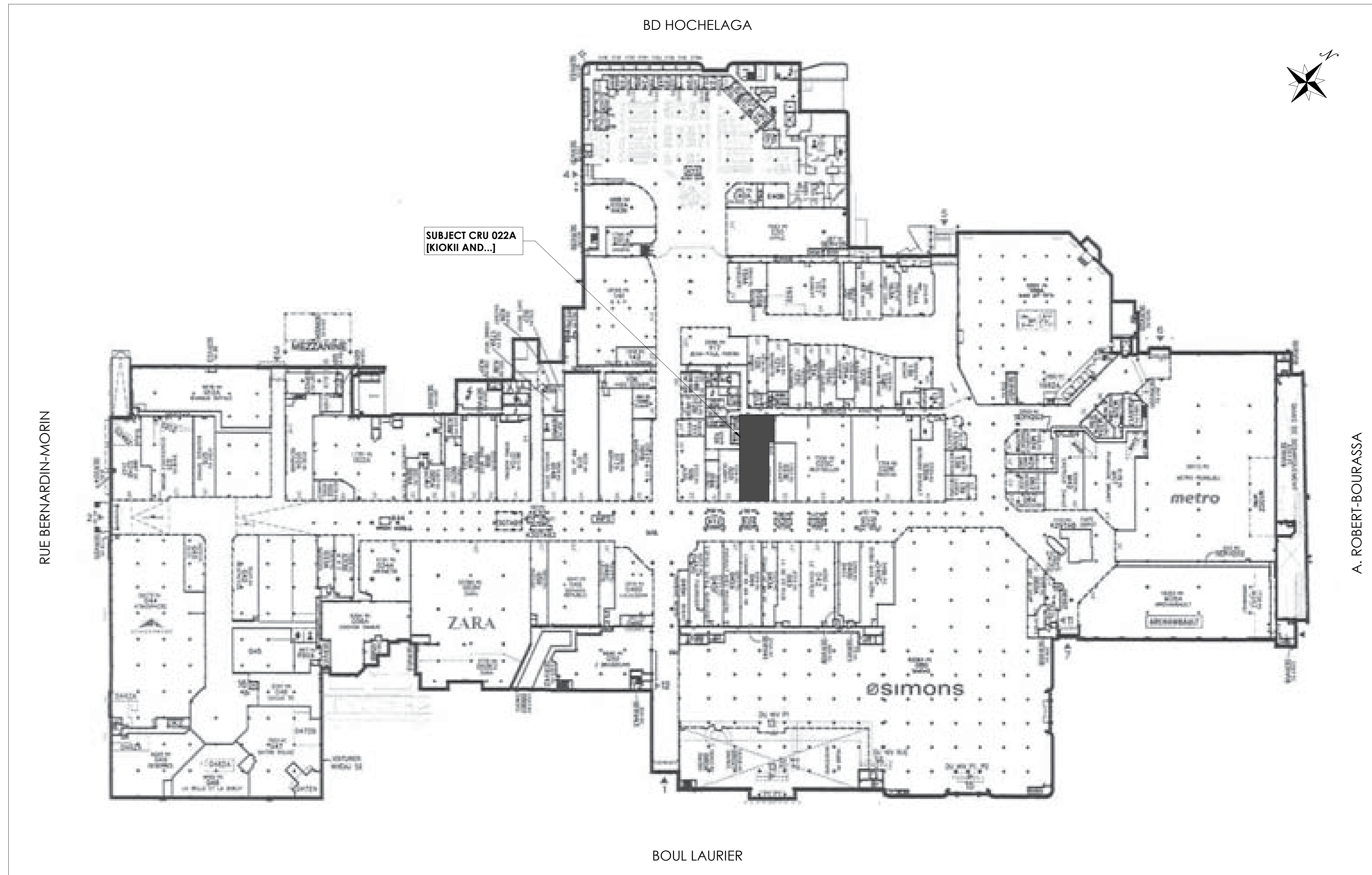
3/4" = 1'-0"

A0.2

BUILDING PERMIT APPLICATION

PLACE STE-FOY - KIOKII AND...

2450 BOUL LAURIER CRU 022A, QUÉBEC CITY, QC G1V 2L1



CONSULTANTS

LEGEND

- EXISTING DOOR
- NEW DOOR
- EXISTING WALL TO REMAIN
- EXISTING WALL TO REMOVE
- PROPOSED WALL

GENERAL NOTES

DO NOT SCALE DRAWINGS. THE CONTRACTOR SHALL CHECK AND VERIFY ALL DIMENSIONS AND REPORT ANY DISCREPANCIES TO ENGINEER & DESIGNER BEFORE PROCEEDING WITH THE WORKS.

DIMENSIONS ARE CLEAR TO THE FACE OF COLUMNS AND PARTITIONS UNLESS OTHERWISE INDICATED.

NO WORK MAY PROCEED UNTIL SEVEN K DESIGN LTD. STAMPED, SIGNED AND APPROVED DRAWINGS, THOSE DRAWINGS ARE TO BE AVAILABLE ON SITE UPON REQUEST.

ALL DRAWINGS, SPECIFICATIONS AND DETAILS REMAIN THE PROPERTY OF SEVEN K DESIGN LTD. AND MUST BE RETURNED AT THE COMPLETION OF ALL WORK.

#	VERSION	DATE
3	UPDATE ACCESSORY WALL	01/19/2026
2	FINAL DESIGN SUBMISSION	12/15/2025
1	PRELIMINARY SUBMISSION	11/13/2025

Project Address

2450 Boul Laurier - CRU 022A [Place Ste-Foy - KIOKII AND...]

Drawing Name

Cover

Project number

25-142

Date

NOV 2025

Drawn by

MING

Check by

RC

Scale

1" = 60'-0"

GENERAL NOTES

- ALL WORK SHALL BE PERFORMED IN ACCORDANCE WITH THE REQUIREMENTS OF THE CURRENT NATIONAL BUILDING CODE 2023 INCLUDING ALL SUBSEQUENT AMENDMENTS, AND THE REQUIREMENTS OF ALL AUTHORITIES HAVING JURISDICTION.
- WORK SHALL INCLUDE PROTECTION MEASURES CONSISTING OF MATERIALS, CONSTRUCTIONS AND METHODS REQUIRED BY THE OCCUPATIONAL HEALTH AND SAFETY ACT, THE PROVINCE OF ONTARIO AND AS OTHERWISE IMPOSED BY AUTHORITIES HAVING JURISDICTION.
- PROTECT OPERATIVES AND ALL OTHER USERS OF THE SITE FROM ALL HAZARDS DURING CONSTRUCTION.
- EXAMINE SITE AND ALL OTHER CONDITIONS LIKELY TO AFFECT THE WORK.
- CONTRACTOR TO READ ELECTRICAL, MECHANICAL AND STRUCTURAL ENGINEER'S DRAWINGS IN CONJUNCTION WITH DOCUMENTATION. THESE DOCUMENT DRAWINGS ARE TO BE USED TO LOCATE ALL FIXTURES AND FITTINGS.
- BUILDING PERMIT WILL BE OBTAINED BY THE OWNER PRIOR TO THE START OF CONSTRUCTION. PAY FOR ALL OTHER FEES AND OBTAIN ALL OTHER PERMITS AS REQUIRED FOR THE WORK (INCLUDING PERMITS FOR HEATING, PLUMBING AND ELECTRICAL WORK). PROVIDE AUTHORITIES WITH PLANS AND INFORMATION AS REQUIRED FOR ACCEPTANCE PERMITS. FURNISH INSPECTION PERMIT TO OWNER AS EVIDENCE THAT WORK CONFORMS TO APPLICABLE REGULATIONS.
- DO NOT SCALE DRAWINGS.
- ALL MATERIALS SUPPLIED AND INSTALLED IN THIS PROJECT MUST MEET SMOKE/FLAME SPREAD RATINGS, AS SPECIFIED IN THE NATIONAL BUILDING CODE 2023 AE, LATEST EDITION.
- ALL DIMENSIONS GIVEN IN IMPERIAL UNITS (UNLESS OTHERWISE NOTED).
- NO WORK TO ENCR OACH ONTO ADJOINING PROPERTIES SURFACE DRAINAGE SHALL NOT BE DISCHARGED DIRECTLY OR INDIRECTLY ONTO SIDEWALK, DRIVEWAY, STAIRWAY OR AN ADJOINING PROPERTY.
- ALL DIMENSIONS AND EXISTING CONDITIONS SHALL BE VERIFIED BY THE GENERAL CONTRACTOR AT THE SITE PRIOR TO CONSTRUCTION. THE GENERAL CONTRACTOR SHALL BE RESPONSIBLE TO NOTIFY THE DESIGNER OF ANY DISCREPANCIES BETWEEN THE SITE CONDITIONS AND THE ASSUMED DESIGN CONDITIONS PRIOR TO THE COMMENCEMENT OF CONSTRUCTION.
- THE GENERAL CONTRACTOR SHALL BE SOLELY RESPONSIBLE FOR THE CONSTRUCTION, METHOD OF ERECTION AND INSTALLATION PROCEDURES OF THE STRUCTURAL MEMBERS INCLUDING THE ERECTION OF STEEL BEAMS. THE GENERAL CONTRACTOR SHALL EXERCISE EXTREME CAUTION AND CARE DURING THE DEMOLITION PROCESS OF ANY EXISTING STRUCTURE AND MASONRY WALLS, BE SOLELY RESPONSIBLE TO SUPPORT ANY EXISTING STRUCTURE AND CALL THE DESIGNER (OR STRUCTURAL ENGINEER IF APPLICABLE) FOR AN INSPECTION PRIOR TO CUTTING EXISTING MEMBERS OR REMOVING EXISTING WALLS.
- PERIODIC REVIEWS MAY OCCUR AT ANY TIME. CLIENT AND/OR CONSULTANT(S) SHALL HAVE ACCESS THROUGHOUT THE CONSTRUCTION OF THE PROJECT CO-ORDINATION.
- CONTRACTOR TO CO-ORDINATE THE WORK TO ENSURE MAXIMUM EFFICIENCY OF ALL TRADES.
- THE CONTRACTOR SHALL AT ALL TIMES KEEP THE PREMISES FREE FROM ACCUMULATION OF WASTE MATERIAL. ALL RUBBISH CAUSED BY THE EMPLOYEES OR WORK ON A DAY-TO-DAY BASIS SHALL BE REMOVED AND THE PREMISES CLEANED TO THE SATISFACTION OF THE CONTRACT ADMINISTRATOR AND THE CLIENT.
- ARRANGEMENTS FOR THE REMOVAL OF ALL GARBAGE AND DEBRIS TO BE MADE BY CONTRACTOR TO THE SATISFACTION OF THE CLIENT. CONTRACTOR TO ENFORCE DUST CONTROL MEASURES.
- ANY DAMAGE CAUSED BY THE CONTRACTOR OR ANY OF HIS SUBCONTRACTORS OR SUPPLIERS OF CONTRACT MATERIAL, ETC. SHALL BE RECTIFIED BY THE CONTRACTOR AT NO EXPENSE TO THE CLIENT.
- CONTRACTOR TO VISIT THE SITE, COMPARE THE DRAWINGS AND SPECIFICATIONS AND BECOME FAMILIAR WITH ALL CONDITIONS PERTAINING TO THE WORK PRIOR TO THE CLOSING DATE OF TENDER.
- SHOULD ANY QUESTIONS, DISPUTE OR DIFFERENCE OF OPINION ARISE AS TO THE MEANING OR INTERPRETATION OF THE DRAWINGS, IT IS TO BE UNDERSTOOD THAT THE DECISION OF THE CONTRACT ADMINISTRATOR / CLIENT / CONSULTANT IS FINAL.

GENERAL REFLECTED CEILING NOTES

- THE CONTRACTOR TO USE THIS DRAWING FOR THE LOCATION OF FIXTURES AND FITTINGS AND INCLUDE ITEMS AS SPECIFIED BUT TO REFER TO ELECTRICAL AND MECHANICAL CONSULTANTS DRAWINGS AND SPECIFICATIONS FOR TECHNICAL INFORMATION INCLUDING BUT NOT LIMITED TO: CIRCUITRY, POWER REQUIREMENTS, NIGHT LIGHTS, EMERGENCY LIGHTING AND FIRE PROTECTION EQUIPMENT AS A/V REQUIRED BY THE LOCAL BUILDING CODE.
- THE CONTRACTOR TO NOTIFY THE CONTRACT ADMINISTRATOR WHERE A CHANGE IN MANUFACTURER, TYPE OR LOCATION OR FIXTURE OR FITTING IS NECESSARY.
- CONTRACTOR TO CONSULT WITH MECHANICAL AND ELECTRICAL CONSULTANT TO ENSURE READY ACCESS FOR MAINTENANCE OF EXISTING AND/OR NEW MECHANICAL UNITS PRIOR TO INSTALLATION OF NEW PARTITIONS AND CEILINGS.
- CONTRACTOR TO INCLUDE FIRE DAMPERS FOR ALL RELOCATED AND/OR NEW LIGHT FIXTURES, DIFFUSERS AND RETURN AIR GRILLS TO CONFORM WITH ALL FIRE AND LOCAL BUILDING CODE REQUIREMENTS.
- WHERE FIXTURES PENETRATE A FIRE-RATED CEILING, THEY ARE TO BE ENCLOSED WITH A SUITABLE FIRE-RATED ENCLOSURE ABOVE THE CEILING AND MATCH THE FIRE-RATED ASSEMBLY REQUIRED BY THE LOCAL BUILDING CODE REQUIREMENTS.
- CONTRACTOR TO LOCATE NEW EXIT LIGHTS AND/OR RELOCATE EXISTING EXIT LIGHTS AS PER LOCAL BUILDING CODE REQUIREMENTS. REFER TO ENGINEER DRAWINGS.
- THE CONTRACTOR TO INCLUDE ALL ELECTRICAL REQUIREMENTS FOR MECHANICAL WORK AS REQUIRED.. REFER TO ENGINEER'S DRAWINGS FOR FINAL INSTRUCTION.
- FOR CEILING HUNG BULKHEADS, TOILET PARTITIONS, ETC. CONTRACTOR TO PROVIDE ADEQUATE STRUCTURAL BLOCKING AND FRAMING WITHIN THE CEILING CAVITY TO ENSURE SAFETY AND STABILITY OF INSTALLED ITEM.
- UNLESS OTHERWISE INDICATED WITH DIMENSIONS OR NOTED, ALL LIGHT FIXTURES TO BE LOCATED AT CENTER OF CEILING TILE OR BULKHEAD.
- ALL GWB CEILINGS TO BE CONSTRUCTED WITH ARMOUR PLUS INTERIOR GUARD BOARD WITH SMOOTH FACE FOR PAINT FINISH.
- MOUNT NEW LIGHT SWITCHES AT 3' - 4" A.F.F. COVER PLATE TO BE BASE BUILDING STANDARD STAINLESS STEEL

GENERAL PARTITION NOTES

- CONTRACTOR TO USE CEILING PLAN IN CONJUNCTION WITH PARTITION PLAN TO ESTABLISH EXACT LOCATION OF PARTITIONS.
- PROVIDE PLYWOOD BLOCKING WITHIN WALL TO SUPPORT ANY LEDGE, RAILS, SLAT WALL OR MILLWORK, MIRRORS AND VANITIES. REFER TO MILLWORK DRAWINGS AND ELEVATIONS FOR EXACT LOCATION.
- PROVIDE WOOD BLOCKING WHERE NECESSARY WITHIN GWB PARTITIONS AND WITHIN CEILING SPACE WHEREVER SHELVING, CABINETS OR WALL AND CEILING FIXTURES OCCUR.
- EXISTING COLUMNS AND CORE WALLS TO BE MADE GOOD TO RECEIVE SPECIFIED FINISH. CONTRACTOR TO VISIT SITE TO EVALUATE EXTENT OF WORK PRIOR TO BID SUBMISSION.
- REFER TO NOTES FOR ADDITIONAL INSTRUCTIONS.
- CONTRACTOR TO CONSULT WITH MECHANICAL CONSULTANT TO ENSURE READY ACCESS FOR MAINTENANCE TO ALL MECHANICAL UNITS BEFORE NEW PARTITIONS AND CEILINGS ARE ERECTED AND INSTALLED IF ACCESS PANELS ARE REQUIRED.
- COMPLETE INSTALLATION TO BE SMOOTH, LEVEL AND PLUMB, FREE FROM WAVES AND OTHER DEFECTS, READY TO ACCEPT SPECIFIED FINISHES.
- DO NOT APPLY GYPSUM BOARD UNTIL BUCKS, ANCHORS, BLOCKING, ELECTRICAL AND MECHANICAL WORK HAVE BEEN INSPECTED.
- MAINTAIN REQUIRED FIRE RATING AROUND ALL MECHANICAL AND ELECTRICAL EQUIPMENT AND OTHER INSERTIONS AS REQUIRED IN THE OBC.
- ERECT ACCESSORIES STRAIGHT, PLUMB OR LEVEL, RIGID AND AT THE PROPER HEIGHT.
- ENSURE THAT ALL OPENINGS FOR GLAZING ARE SQUARE AND SOLID FOR RECEIVING GLASS OR GLAZING FRAMES.
- PROVIDE DOUBLE SIDED FOAM ACOUSTICAL TAPE OR GASKET WHERE PARTITIONS MEET WITH CORE WALLS, COLUMNS, CONVECTORS COVERS, SLABS AND CEILINGS.
- THIS DRAWING TO BE READ IN CONJUNCTION WITH ALL CONSTRUCTION DOCUMENTATION (I.E. TRADE CONTRACT SCOPE OF WORK PREPARED BY GENERAL CONTRACTOR, MECHANICAL, ELECTRICAL AND STRUCTURAL ENGINEER'S DRAWINGS).
- OBTAIN ALL NECESSARY APPROVALS FOR ELECTRICAL AND MECHANICAL ROUGH IN PRIOR TO CLOSING IN WALLS.
- PRIOR TO FABRICATION, CONTRACTOR TO CONFIRM ALL DIMENSIONS OF EXISTING OPENINGS, NEW FRAMES, ETC.
- PRIOR TO FABRICATION, CONTRACTOR TO PROVIDE CONSULTANT WITH ALL TRADES SHOP DRAWINGS FOR APPROVAL.

STRUCTURAL NOTES

- ALL WORK ACCORDING TO NATIONAL BUILDING CODE 2023 AE AND MUNICIPAL BY - LAWS AND STANDARDS.
- ALL DIMENSIONS AND LOCATIONS TO BE VERIFIED ON SITE PRIOR TO CONSTRUCTION.
- PROVIDE ALL TEMPORARY BRACING AND SUPPORT NECESSARY FOR THE SAFETY OF THIS WORK.
- INFORM CITY FOR ALL INSPECTION AHEAD OF TIME AND AT EACH STAGE OF CONSTRUCTION.
- ALL LUMBER TO BE NO.1 & 2 SPRUCE OR BETTER.
- ALL MEMBERS SHALL BE FRAMED, FASTENED, TIED, BRACED, AND ANCHORED TO PROVIDE THE NECESSARY STRENGTH, RIGIDITY AND STABILITY ABC 2023 9.23.2.1 & 4.1.1.3.
- ALL LOADS MUST BE SUPPORTED AND TRANSFERRED TO FOUNDATION OR ADEQUATE SUPPORT.

Item	Building Code Data Matrix Part 3 & 9				Code Reference		
1.	Project Description	<input type="checkbox"/> New	<input checked="" type="checkbox"/> Part 11	<input checked="" type="checkbox"/> Part 3	<input type="checkbox"/> Part 9		
		<input type="checkbox"/> Change of Use	<input type="checkbox"/> Addition	<input checked="" type="checkbox"/> Alteration		2.1.1. 9.10.1.3.	
2.	Major Occupancy(s)	GROUP E [EXIST.]			3.1.2.1 (1)	9.10.2.	
3.	Unit Area (m²)	Exist: 333.88	Prop: 0.00	Total: 333.88	1.1.3.2.	1.1.3.2.	
4.	Number of Storeys	Above Grade: 2	Below Grade: 3		3.2.1.1. & 1.1.3.2.	2.1.1.3.	
5.	Height of Building (m)	EXIST. (2 STOREYS ABOVE GRADE)				2.1.1.3.	
6.	Number of Streets/Access Routes	EXIST.				3.2.2.10 & 3.2.5.5.	
7.	Building Classification	EXIST.				3.2.2.20 - 83.	9.10.4.
8.	Sprinkler System	<input checked="" type="checkbox"/> Entire Building <input type="checkbox"/> Basement Only <input type="checkbox"/> In Lieu of Roof Rating <input type="checkbox"/> Not Required				3.2.2.20 - 83. 3.2.1.5. 3.2.2.17	9.10.8.
9.	Standpipe Required	<input checked="" type="checkbox"/> Yes <input type="checkbox"/> No				3.2.9.	
10.	Fire Alarm Required	<input checked="" type="checkbox"/> Yes <input type="checkbox"/> No				3.2.4.	9.10.7.2.
11.	High Building	<input type="checkbox"/> Yes <input checked="" type="checkbox"/> No				3.2.6.	
12.	Permitted Construction	<input type="checkbox"/> Combustible <input checked="" type="checkbox"/> Non-combustible				3.2.2.20 - 83.	9.10.6.
13.	Occupancy Load	20				3.1.1.6	9.9.1.3.
14.	Barrier Free Design	<input checked="" type="checkbox"/> Yes <input type="checkbox"/> No				3.8.	9.5.2.
15.	Required Fire Resistance Rating (FRR)	Horizontal Assemblies FRR Floors EXIST. Roofs EXIST. Mezzanines N/A FRR of Supporting Members Floors EXIST. Roofs EXIST. Mezzanines N/A				3.2.2.20 - 83 3.2.1.4.	9.10.8. 9.10.9.

DOOR SCHEDULE

TAG	ROOM NAME	DOOR SIZE	DOOR MATERIAL	DOOR FINISH	FRAME SIZE	FRAME MATERIAL	FRAME FINISH	REMARKS
EX.	-	EXIST.	EXIST.	EXIST.	EXIST.	EXIST.	EXIST.	
D01	MAIN ENTRANCE	6'-0" x 9'-0"	GLASS	-	-	-	-	
D02	BACK STORAGE	3'-0" x 6'-8"	WOOD	AS PER INTERIOR DESIGN SPEC.	-	-	PAINT	C/W AUTO DOOR CLOSER

- AS PER 3.3.1.20 (3), GLASS DOORS SHALL BE CONSTRUCTED OF LAMINATED OR TEMPERED SAFETY GLASS CONFORMING TO CAN/CGSB-12.1.
- AS PER 3.8.3.6.(4) DOOR OPENING DEVICES SHALL BE OPERABLE WITH CLOSED FIST, E.G. LEVER TYPE.

WALL TYPES SCHEDULE

W1	NEW PARTITION WALL		<ul style="list-style-type: none"> 1/2" REGULAR GYPSUM BOARD FINISH 1/2" X 3 1/2" STEEL STUDS 25 GAUGE @16" O.C. 1/2" REGULAR GYPSUM BOARD FINISH WALL HEIGHT MAX. = 12'-6" A.F.F.
W2	NEW REINFORCED FURRING WALL		<ul style="list-style-type: none"> 1/2" REGULAR GYPSUM BOARD FINISH 1/2" PLYWOOD BOARD 1/2" X 3 1/2" STEEL STUDS 25 GAUGE @16" O.C. WALL HEIGHT MAX. = 11'-0" A.F.F.
W3	NEW GLASS PARTITION WALL		<ul style="list-style-type: none"> 1/2" CLEAR TEMPERED GLASS SOCKETED IN ALUMINUM CHANNELS W/ CLEAR SILICONE CAULKING WALL HEIGHT MAX. = 10'-0" A.F.F.
W4	NEW STOREFRONT WALL		<ul style="list-style-type: none"> 16 GAUGE BRAKE METAL PANEL FINISH 1/2" PLYWOOD BOARD 1/2" X 3 1/2" STEEL STUDS 25 GAUGE @16" O.C. WALL HEIGHT MAX. = 11'-0" A.F.F.
W5	NEW STOREFRONT WALL		<ul style="list-style-type: none"> 16 GAUGE BRAKE METAL PANEL FINISH 1/2" PLYWOOD BOARD 1/2" X 4" STEEL STUDS 25 GAUGE @16" O.C. WALL HEIGHT MAX. = 10'-0" A.F.F.

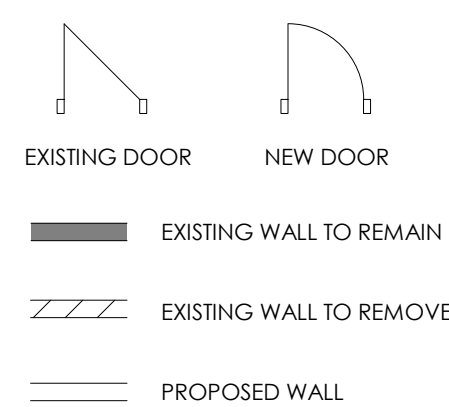


7K Design Ltd.

40 Vogell Road | Unit #5
Richmond Hill, ON, Canada
Info@sevenkdesign.com
www.sevenkdesign.com
+ 1 647.969.3918

CONSULTANTS

LEGEND



GENERAL NOTES

DO NOT SCALE DRAWINGS. THE CONTRACTOR SHALL CHECK AND VERIFY ALL DIMENSIONS AND REPORT ANY DISCREPANCIES TO ENGINEER & DESIGNER BEFORE PROCEEDING WITH THE WORKS.

DIMENSIONS ARE CLEAR TO THE FACE OF COLUMNS AND PARTITIONS UNLESS OTHERWISE INDICATED.

NO WORK MAY PROCEED UNTIL SEVEN K DESIGN LTD. STAMPED, SIGNED AND APPROVED DRAWINGS. THOSE DRAWINGS ARE TO BE AVAILABLE ON SITE UPON REQUEST.

ALL DRAWINGS, SPECIFICATIONS AND DETAILS REMAIN THE PROPERTY OF SEVEN K DESIGN LTD. AND MUST BE RETURNED AT THE COMPLETION OF ALL WORK.

3	UPDATE ACCESSORY WALL	01/19/2026
2	FINAL DESIGN SBUMISSION	12/15/2025
1	PRELIMINARY SUBMISSION	11/13/2025
#	VERSION	DATE

Project Address

2450 Boul Laurier - CRU 022A [Place Ste-Foy - KIOKII AND...]

Drawing Name

General Notes

Project number

25-142

Date

NOV 2025

Drawn by

MING

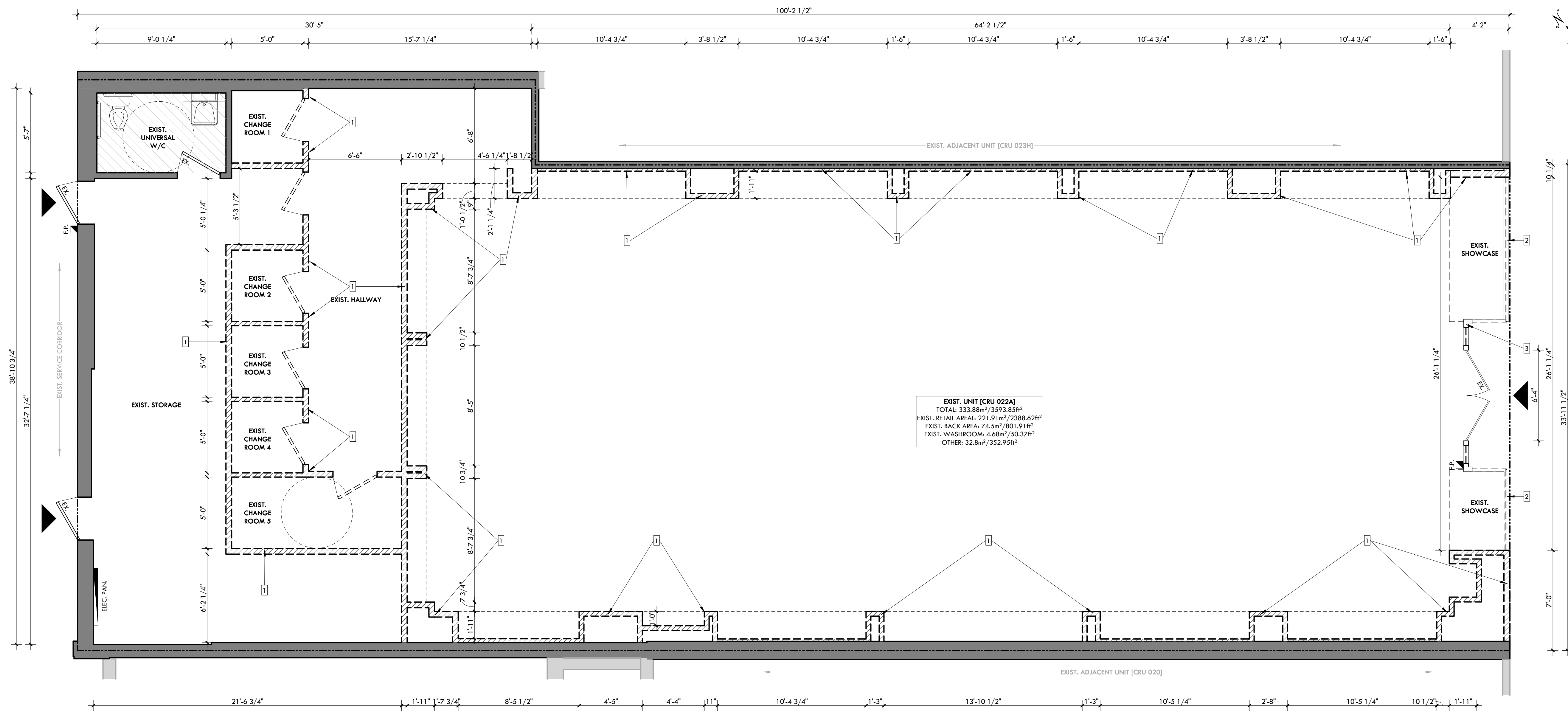
Check by

RC

Scale

作为说明

A1.1



EXIST. UNIT [CRU 022A]
 TOTAL: 333.88m² / 3593.85ft²
 EXIST. RETAIL AREA: 221.91m² / 2388.62ft²
 EXIST. BACK AREA: 74.5m² / 801.91ft²
 EXIST. WASHROOM: 4.68m² / 50.37ft²
 OTHER: 32.8m² / 352.95ft²

- NOTES:**
1. EXIST. NON-LOAD BEARING WALLS TO BE REMOVED.
 2. EXIST. GLAZING TO BE REMOVED.
 3. EXIST. STOREFRONT DOORS TO BE REMOVED.

1 DEMOLITION PLAN
 A2.1 SCALE: 1/4" = 1'-0"

7K Design Ltd.
 40 Vogell Road | Unit #5
 Richmond Hill, ON, Canada
 Info@sevenkdesign.com
 www.sevenkdesign.com
 +1 647.969.3918

CONSULTANTS

LEGEND

- EXISTING DOOR
- NEW DOOR
- EXISTING WALL TO REMAIN
- EXISTING WALL TO REMOVE
- PROPOSED WALL

GENERAL NOTES

DO NOT SCALE DRAWINGS. THE CONTRACTOR SHALL CHECK AND VERIFY ALL DIMENSIONS AND REPORT ANY DISCREPANCIES TO ENGINEER & DESIGNER BEFORE PROCEEDING WITH THE WORKS.

DIMENSIONS ARE CLEAR TO THE FACE OF COLUMNS AND PARTITIONS UNLESS OTHERWISE INDICATED.

NO WORK MAY PROCEED UNTIL SEVEN K DESIGN LTD. STAMPED, SIGNED AND APPROVED DRAWINGS, THOSE DRAWINGS ARE TO BE AVAILABLE ON SITE UPON REQUEST.

ALL DRAWINGS, SPECIFICATIONS AND DETAILS REMAIN THE PROPERTY OF SEVEN K DESIGN LTD. AND MUST BE RETURNED AT THE COMPLETION OF ALL WORK.

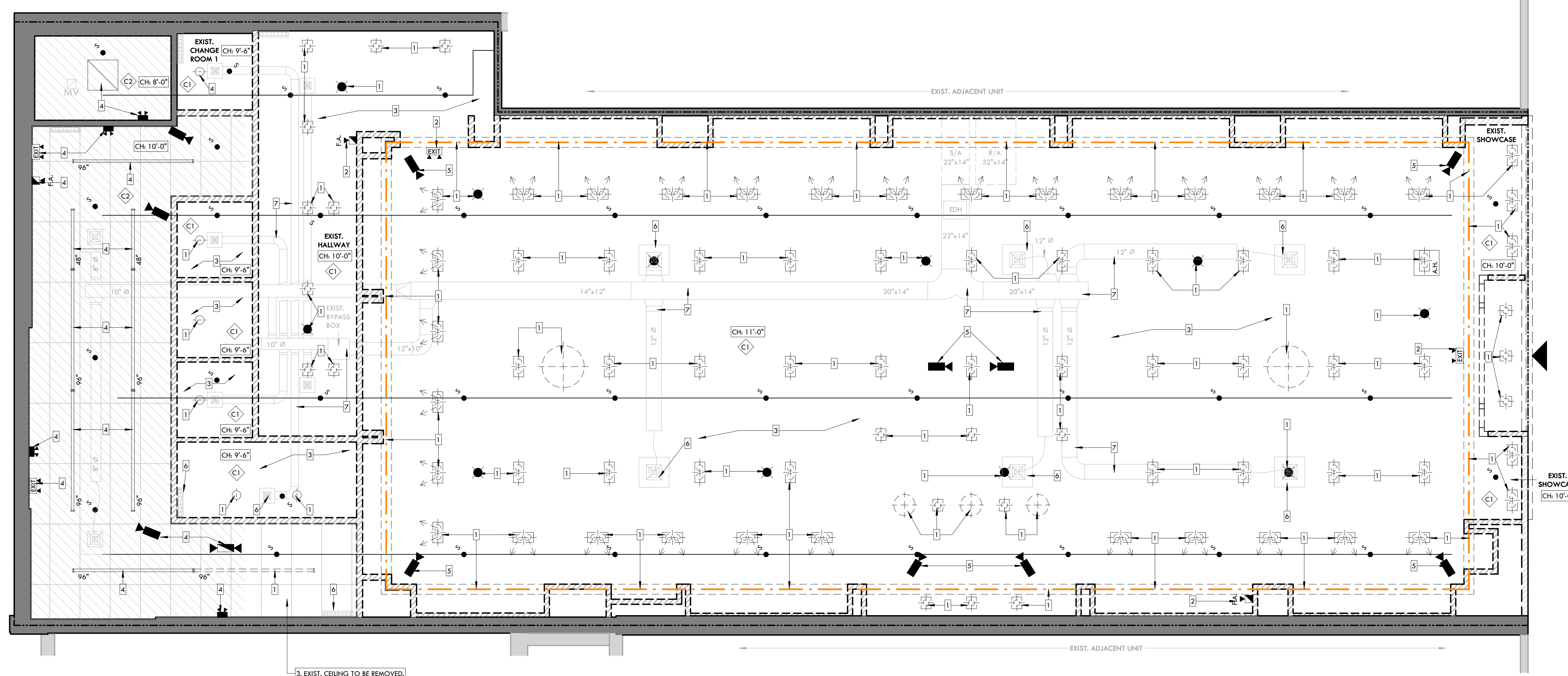

#	VERSION	DATE
3	UPDATE ACCESSORY WALL	01/19/2026
2	FINAL DESIGN SUBMISSION	12/15/2025
1	PRELIMINARY SUBMISSION	11/13/2025

Project Address
2450 Boul Laurier - CRU 022A [Place Ste-Foy - KIOKII AND...]

Drawing Name
Demolition Plan

Project number: 25-142
 Date: NOV 2025
 Drawn by: SP
 Check by: RC
 Scale: 1/4" = 1'-0"

A2.1



- NOTES:**
- EXIST. LIGHT FIXTURES TO BE REMOVED.
 - EXIST. ELECTRICAL FIXTURES TO BE REMOVED.
 - EXIST. CEILING TO BE REMOVED.
 - EXIST. BACK AREA FIXTURES & CEILING TO REMAIN.
 - EXIST. SURVEILLANCE CAMERA TO BE REMOVED.
 - EXIST. SUPPLY AIR DIFFUSER/ RETURN AIR GRILLE TO BE REMOVED.
 - EXIST. HVAC DUCTS AND PIPES TO REMAIN.

CEILING	LIFE SAFETY	HVAC	LIGHTING
EXIST. GYPSUM BOARD CEILING	SPRINKLER HEAD	SUPPLY AIR DIFFUSER	RECESSED SINGLE LED LIGHTING
EXIST. 24" X 48" T-BAR CEILING	RECESSED EMERGENCY LIGHT	RETURN AIR GRILLE	RECESSED DOUBLE LED LIGHTING
	EXIT SIGN		RECESSED LED LIGHTING
	WALL MOUNTED CAMERA		OVAL SUSPENDED PENDANT LIGHTING
	EMERGENCY LIGHT		STRIP LED LIGHT
	FIRE ALARM		24" X 24" LITHONIA RECESSED LIGHTING
			48" TYPE T-5 FLUORESCENT LAMP
			96" TYPE T-5 FLUORESCENT LAMP

1
A2.2 DEMOLITION CEILING PLAN
SCALE: 1/4" = 1'-0"

7K Design Ltd.
40 Vogell Road | Unit #5
Richmond Hill, ON, Canada
Info@sevenkdesign.com
www.sevenkdesign.com
+1 647.969.3918

CONSULTANTS		LEGEND	
		EXISTING DOOR	NEW DOOR
		EXISTING WALL TO REMAIN	
		EXISTING WALL TO REMOVE	
		PROPOSED WALL	

GENERAL NOTES

DO NOT SCALE DRAWINGS. THE CONTRACTOR SHALL CHECK AND VERIFY ALL DIMENSIONS AND REPORT ANY DISCREPANCIES TO ENGINEER & DESIGNER BEFORE PROCEEDING WITH THE WORKS.

DIMENSIONS ARE CLEAR TO THE FACE OF COLUMNS AND PARTITIONS UNLESS OTHERWISE INDICATED.

NO WORK MAY PROCEED UNTIL SEVEN K DESIGN LTD. STAMPED, SIGNED AND APPROVED DRAWINGS, THOSE DRAWINGS ARE TO BE AVAILABLE ON SITE UPON REQUEST.

ALL DRAWINGS, SPECIFICATIONS AND DETAILS REMAIN THE PROPERTY OF SEVEN K DESIGN LTD. AND MUST BE RETURNED AT THE COMPLETION OF ALL WORK.

#	VERSION	DATE
3	UPDATE ACCESSORY WALL	01/19/2026
2	FINAL DESIGN SUBMISSION	12/15/2025
1	PRELIMINARY SUBMISSION	11/13/2025

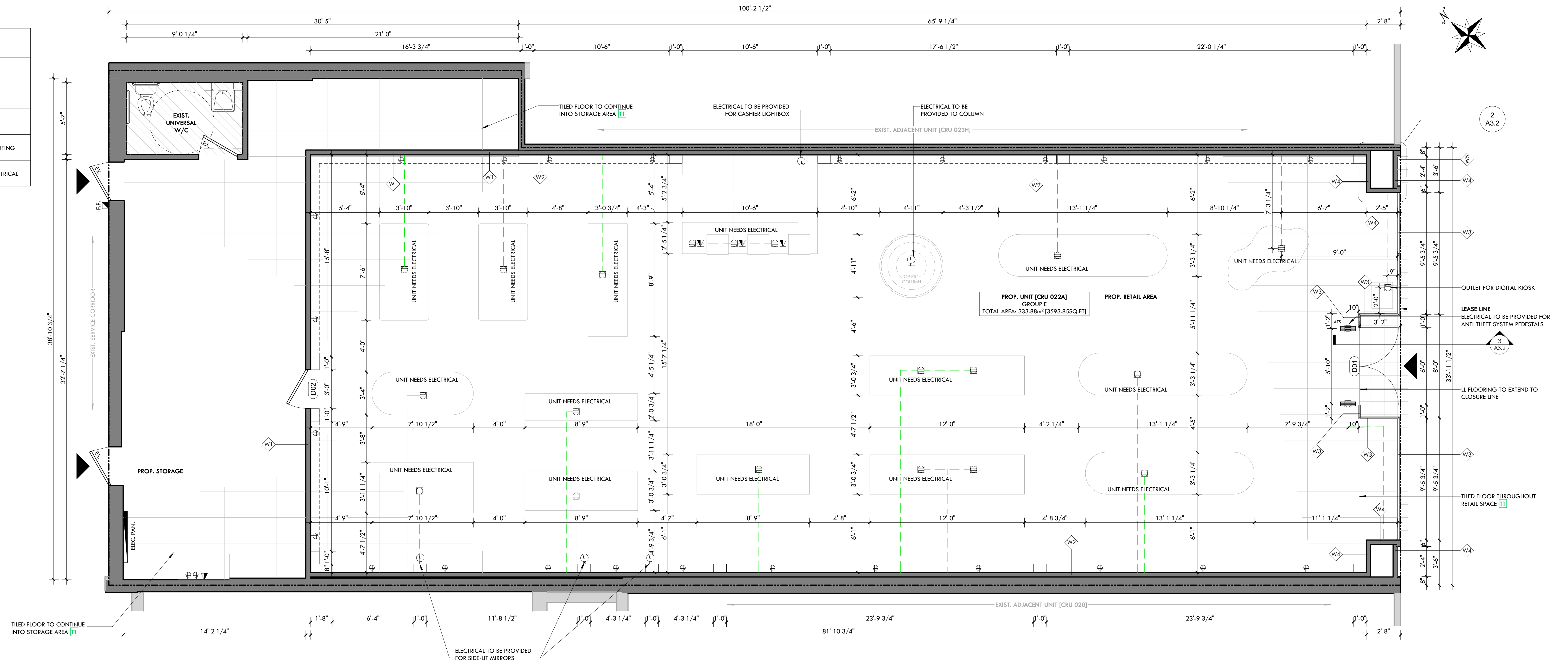
Project Address
2450 Boul Laurier - CRU 022A [Place Ste-Foy - KIOKII AND...]

Drawing Name
Demolition Ceiling Plan

Project number 25-142
Date NOV 2025
Drawn by SP
Check by RC
Scale 1/4" = 1'-0"

A2.2

ELECTRICAL LEGEND	
	FLOOR MOUNTED OUTLET
	ELECTRICAL OUTLET
	DATA/TELEPHONE OUTLET
	ELECTRICAL PROVIDED FOR LED LIGHTING
	PROP. TRENCH LOCATION FOR ELECTRICAL



1
A2.3 PROPOSED PARTITION PLAN
SCALE: 1/4" = 1'-0"

7K Design Ltd.
40 Vogell Road | Unit #5
Richmond Hill, ON, Canada
Info@sevenkdesign.com
www.sevenkdesign.com
+1 647.969.3918

CONSULTANTS

LEGEND

- EXISTING DOOR
- NEW DOOR
- EXISTING WALL TO REMAIN
- EXISTING WALL TO REMOVE
- PROPOSED WALL

GENERAL NOTES

DO NOT SCALE DRAWINGS. THE CONTRACTOR SHALL CHECK AND VERIFY ALL DIMENSIONS AND REPORT ANY DISCREPANCIES TO ENGINEER & DESIGNER BEFORE PROCEEDING WITH THE WORKS.

DIMENSIONS ARE CLEAR TO THE FACE OF COLUMNS AND PARTITIONS UNLESS OTHERWISE INDICATED.

NO WORK MAY PROCEED UNTIL SEVEN K DESIGN LTD. STAMPED, SIGNED AND APPROVED DRAWINGS. THOSE DRAWINGS ARE TO BE AVAILABLE ON SITE UPON REQUEST.

ALL DRAWINGS, SPECIFICATIONS AND DETAILS REMAIN THE PROPERTY OF SEVEN K DESIGN LTD. AND MUST BE RETURNED AT THE COMPLETION OF ALL WORK.

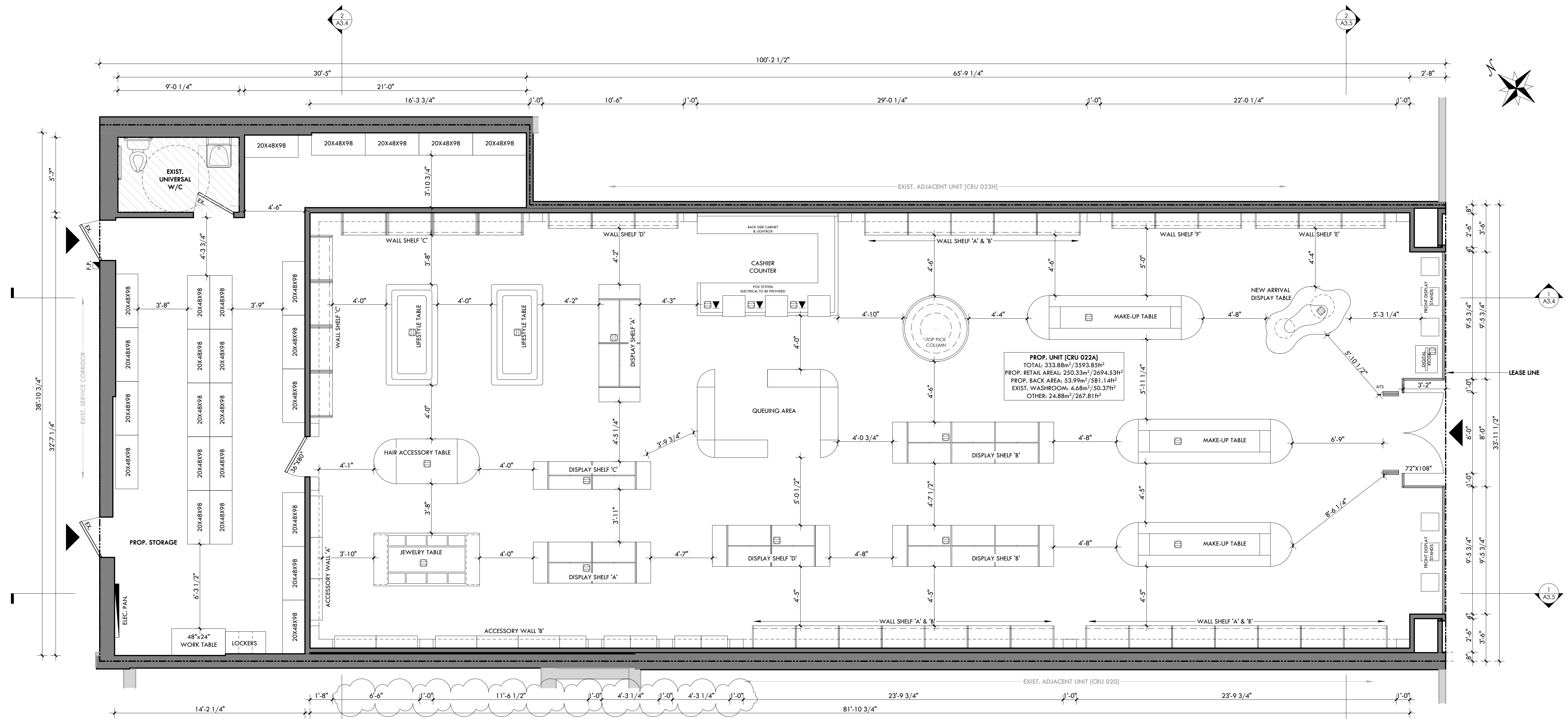
#	VERSION	DATE
3	UPDATE ACCESSORY WALL	01/19/2026
2	FINAL DESIGN SUBMISSION	12/15/2025
1	PRELIMINARY SUBMISSION	11/13/2025

Project Address
2450 Boul Laurier - CRU 022A [Place Ste-Foy - KIOKII AND...]

Drawing Name
Proposed Partition Plan

Project number 25-142
Date NOV 2025
Drawn by MING
Check by RC
Scale 1/4" = 1'-0"

A2.3



PROP. UNIT [CRU 022A]
 TOTAL: 333.88m² / 3593.85ft²
 PROP. RETAIL AREA: 250.33m² / 2694.53ft²
 PROP. BACK AREA: 53.99m² / 581.14ft²
 EXIST. WASHROOM: 4.68m² / 50.37ft²
 OTHER: 24.88m² / 267.81ft²

PRE BUILT UNITS									
WALL UNIT(S) x19 WALL UNIT (L) x8 WALL UNIT x9	LIFE-STYLE TABLE x2 <small>REQUIRES ELECTRICAL</small>	JEWELRY TABLE <small>REQUIRES ELECTRICAL</small>	HAIR ACCESSORY TABLE <small>REQUIRES ELECTRICAL</small>	MAKE-UP TABLE x3 <small>REQUIRES ELECTRICAL</small>	DISPLAY SHELF UNIT x12 SIDE UNIT x10 <small>REQUIRES ELECTRICAL</small>	DISPLAY SHELF UNIT x2 SIDE UNIT x2 <small>REQUIRES ELECTRICAL</small>	NEW ARRIVAL DISPLAY TABLE <small>REQUIRES ELECTRICAL</small>	ANTI-THEFT SYSTEM PEDESTAL (x1) <small>REQUIRES ELECTRICAL</small>	STORAGE SHELF (48\") (x25)

1 PROPOSED FLOOR PLAN
 A2.4 SCALE: 1/4" = 1'-0"

CONSULTANTS	
	EXISTING DOOR
	NEW DOOR
	EXISTING WALL TO REMAIN
	EXISTING WALL TO REMOVE
	PROPOSED WALL

LEGEND

GENERAL NOTES

DO NOT SCALE DRAWINGS. THE CONTRACTOR SHALL CHECK AND VERIFY ALL DIMENSIONS AND REPORT ANY DISCREPANCIES TO ENGINEER & DESIGNER BEFORE PROCEEDING WITH THE WORKS.

DIMENSIONS ARE CLEAR TO THE FACE OF COLUMNS AND PARTITIONS UNLESS OTHERWISE INDICATED.

NO WORK MAY PROCEED UNTIL SEVEN K DESIGN LTD. STAMPED, SIGNED AND APPROVED DRAWINGS, THOSE DRAWINGS ARE TO BE AVAILABLE ON SITE UPON REQUEST.

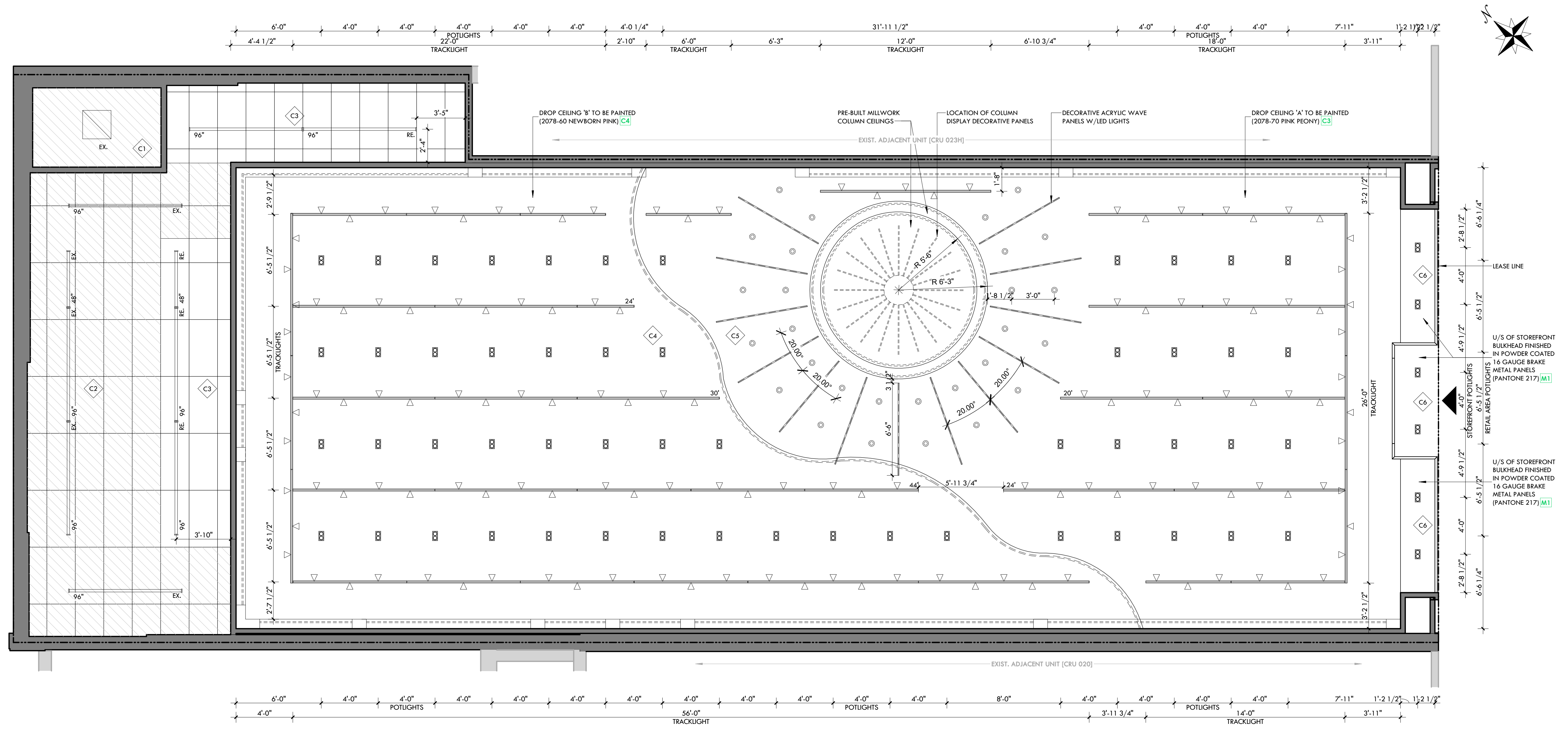
ALL DRAWINGS, SPECIFICATIONS AND DETAILS REMAIN THE PROPERTY OF SEVEN K DESIGN LTD. AND MUST BE RETURNED AT THE COMPLETION OF ALL WORK.

#	VERSION	DATE
3	UPDATE ACCESSORY WALL	01/19/2026
2	FINAL DESIGN SBUMMISSION	12/15/2025
1	PRELIMINARY SUBMISSION	11/13/2025

Project Address
2450 Boul Laurier - CRU 022A [Place Ste-Foy - KIOKII AND...]

Drawing Name
Proposed Floor Plan

Project number: 25-142
 Date: NOV 2025
 Drawn by: MING
 Check by: RC
 Scale: 1/4" = 1'-0"



NOTES:
 ALL NEW FIXTURES UNLESS OTHERWISE NOTED
 EX = EXISTING FIXTURE
 RE = RELOCATED

CEILING	
C1	EXIST. 24" X 48" T-BAR CEILING @ 8'-0"
C2	EXIST. 24" X 48" T-BAR CEILING @ 10'-0" A.F.F.
C3	PROP. 24" X 48" T-BAR CEILING @ 10'-0" A.F.F.
C4	PROP. GYPSUM BD. DROP CEILING @ 10'-6" A.F.F.
C5	PROP. GYPSUM BD. CEILING @ 11'-0" A.F.F.
C6	PROP. STOREFRONT BULKHEAD @ 10'-0" A.F.F.

LIGHTING	
	POTLIGHT [RENO LIGHTING - AURA SERIES - 4" REGRESSED GIMBAL (4000K, TYP.) (RENO-LED-AURA-4.512W-FG-SCCT-WH)]
	2-HEAD POTLIGHT [RENO LIGHTING - AURA SERIES - SQUARE 2-HEAD REGRESSED GIMBAL LIGHT (4000K, TYP.) (RENO-LED-AURA-35.24W-FG-SCCT-WH-SQ)]
	DIRECTIONAL TRACK LIGHTS RECESSED IN COVE [RENO LIGHTING - STORY SERIES - ZOOMABLE CYLINDER TRACK HEAD LIGHT (4000K, TYP.) (RENO-TH30W-SCCT-ADJ-WH)]
	HIDDEN LED ROPE LIGHT [RENO LIGHTING - ARK LUMAFLEX SERIES - LED NEON STRIP (4000K, TYP.) (15W/M-4000K-1646lm-5M)]
	BLUE ACRYLIC ACCENT PENDANT LIGHT [GMECLUX - SPLENDOR COB-DOT FREE STRIP LIGHT (4000K, TYP.) (15W/M-4000K-1646lm-5M)]
	STOREFRONT LED STRIP LIGHT [GMECLUX - SPLENDOR COB-DOT FREE STRIP LIGHT (4000K, TYP.) (15W/M-4000K-1646lm-5M) W/ALUM. PROFILE LD 20302]

LIGHTING	
	EXIST. 24" X 24" LITHONIA RECESSED LIGHTING
	EXIST. 48" TYPE T-5 FLUORESCENT LAMP
	96" TYPE T-5 FLUORESCENT LAMP

1 PROPOSED CEILING PLAN
 A2.5 SCALE: 1/4" = 1'-0"

CONSULTANTS	
	EXISTING DOOR
	NEW DOOR
	EXISTING WALL TO REMAIN
	EXISTING WALL TO REMOVE
	PROPOSED WALL

GENERAL NOTES

DO NOT SCALE DRAWINGS. THE CONTRACTOR SHALL CHECK AND VERIFY ALL DIMENSIONS AND REPORT ANY DISCREPANCIES TO ENGINEER & DESIGNER BEFORE PROCEEDING WITH THE WORKS.

DIMENSIONS ARE CLEAR TO THE FACE OF COLUMNS AND PARTITIONS UNLESS OTHERWISE INDICATED.

NO WORK MAY PROCEED UNTIL SEVEN K DESIGN LTD. STAMPED, SIGNED AND APPROVED DRAWINGS, THOSE DRAWINGS ARE TO BE AVAILABLE ON SITE UPON REQUEST.

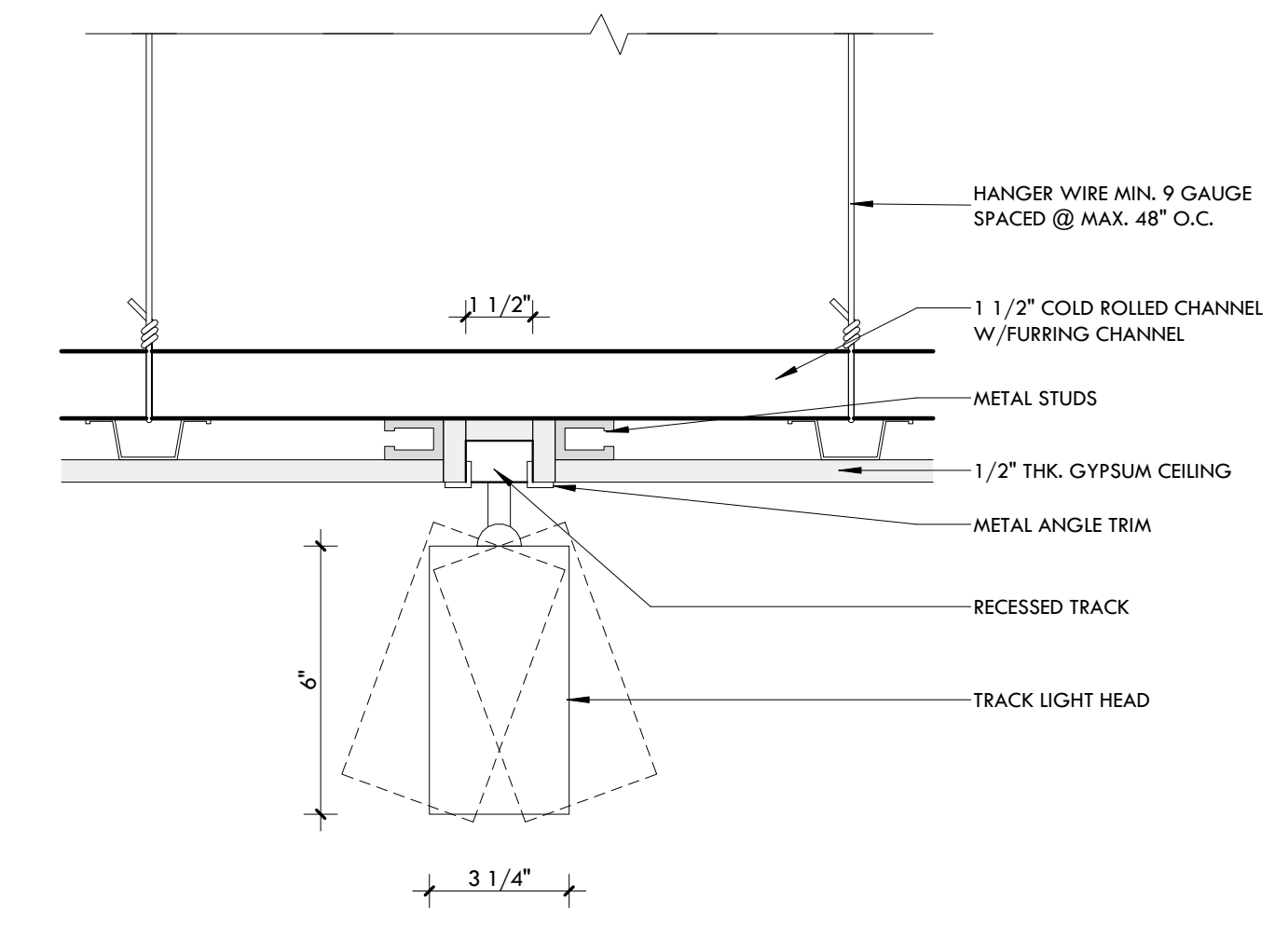
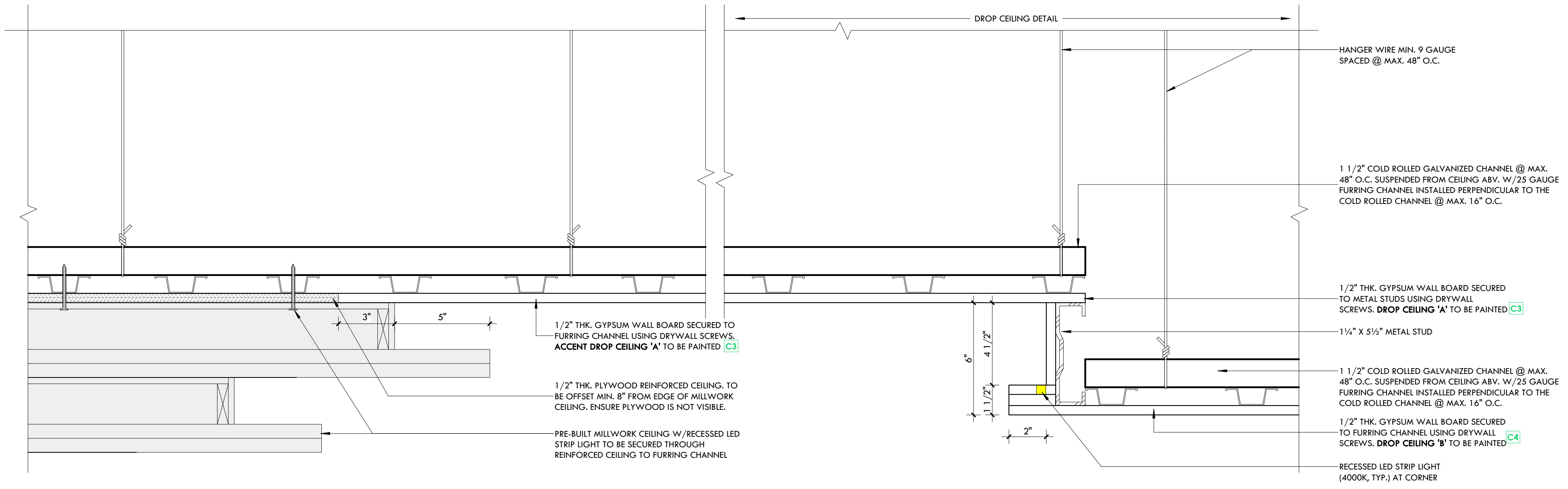
ALL DRAWINGS, SPECIFICATIONS AND DETAILS REMAIN THE PROPERTY OF SEVEN K DESIGN LTD. AND MUST BE RETURNED AT THE COMPLETION OF ALL WORK.

#	VERSION	DATE
3	UPDATE ACCESSORY WALL	01/19/2026
2	FINAL DESIGN SUBMISSION	12/15/2025
1	PRELIMINARY SUBMISSION	11/13/2025

Project Address
2450 Boul Laurier - CRU 022A [Place Ste-Foy - KIOKII AND...]

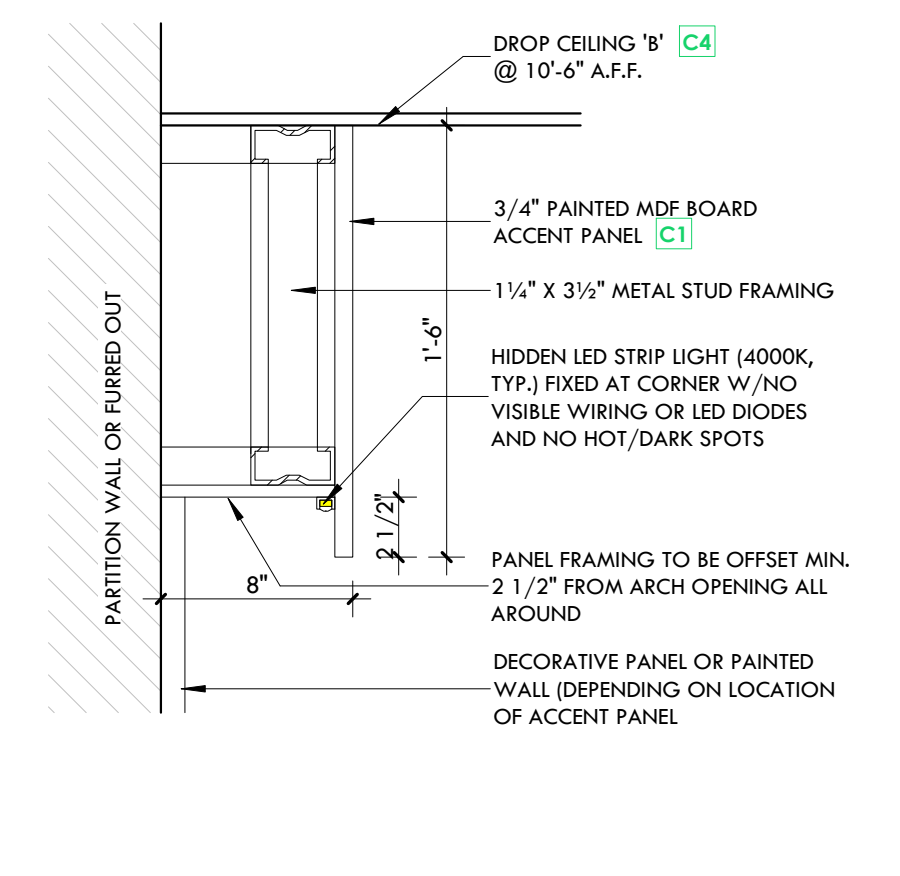
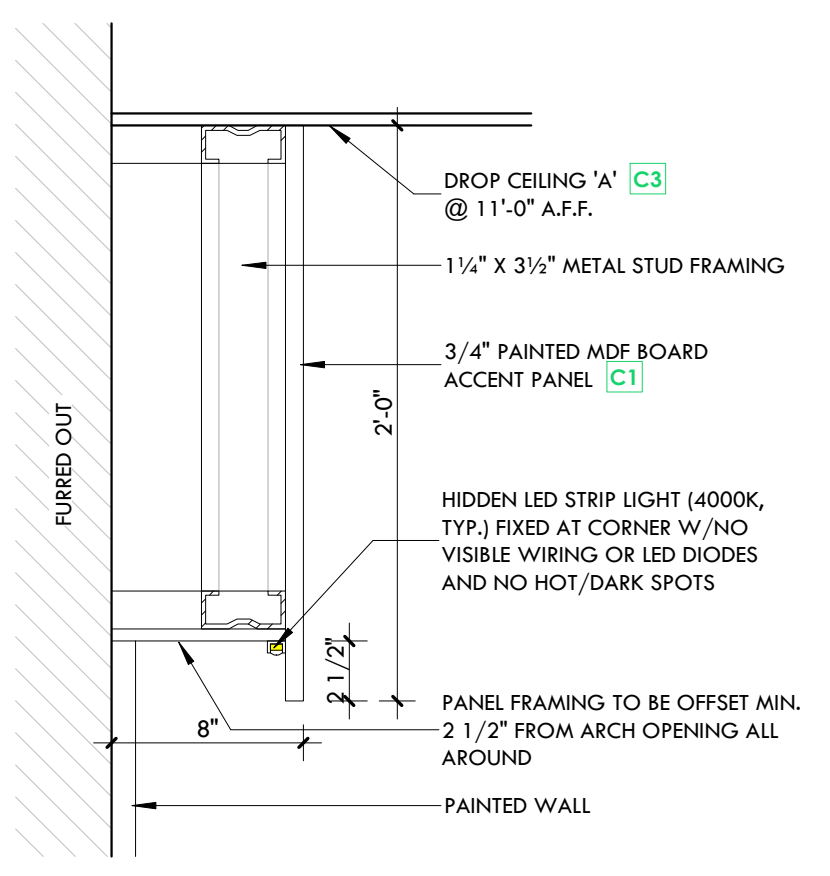
Drawing Name
Proposed Ceiling Plan

Project number	25-142
Date	NOV 2025
Drawn by	MING
Check by	RC
Scale	1/4" = 1'-0"



1 PROPOSED CEILING PLAN
A2.6 SCALE: 3" = 1'-0"

2 RECESSED TRACK LIGHT GROOVE DETAIL
A2.6 SCALE: 3" = 1'-0"



DROP CEILING 'A' LOCATION PANEL DETAIL

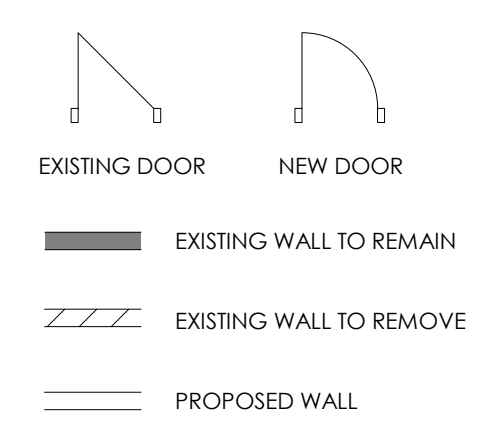
DROP CEILING 'B' LOCATION PANEL DETAIL

3 ACCENT ARCH WALL PANEL - SIDE SECTION
A2.6 SCALE: 1 1/2" = 1'-0"

7K Design Ltd.
40 Vogell Road | Unit #5
Richmond Hill, ON, Canada
Info@sevenkdesign.com
www.sevenkdesign.com
+ 1 647.969.3918

CONSULTANTS

LEGEND



GENERAL NOTES

DO NOT SCALE DRAWINGS. THE CONTRACTOR SHALL CHECK AND VERIFY ALL DIMENSIONS AND REPORT ANY DISCREPANCIES TO ENGINEER & DESIGNER BEFORE PROCEEDING WITH THE WORKS.

DIMENSIONS ARE CLEAR TO THE FACE OF COLUMNS AND PARTITIONS UNLESS OTHERWISE INDICATED.

NO WORK MAY PROCEED UNTIL SEVEN K DESIGN LTD. STAMPED, SIGNED AND APPROVED DRAWINGS, THOSE DRAWINGS ARE TO BE AVAILABLE ON SITE UPON REQUEST.

ALL DRAWINGS, SPECIFICATIONS AND DETAILS REMAIN THE PROPERTY OF SEVEN K DESIGN LTD. AND MUST BE RETURNED AT THE COMPLETION OF ALL WORK.

#	VERSION	DATE
3	UPDATE ACCESSORY WALL	01/19/2026
2	FINAL DESIGN SBUMISSION	12/15/2025
1	PRELIMINARY SUBMISSION	11/13/2025

Project Address
2450 Boul Laurier - CRU 022A [Place Ste-Foy - KIOKII AND...]

Drawing Name
Retail Area Ceiling Details

Project number 25-142
Date NOV 2025
Drawn by CY
Check by RC
Scale 作为说明

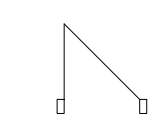
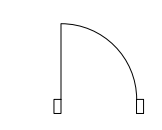

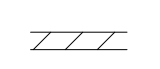

A2.6



7K Design Ltd.
 40 Vogell Road | Unit #5
 Richmond Hill, ON, Canada
 Info@sevenkdesign.com
 www.sevenkdesign.com
 +1 647.969.3918

CONSULTANTS

LEGEND

-  EXISTING DOOR
-  NEW DOOR
-  EXISTING WALL TO REMAIN
-  EXISTING WALL TO REMOVE
-  PROPOSED WALL

GENERAL NOTES

DO NOT SCALE DRAWINGS. THE CONTRACTOR SHALL CHECK AND VERIFY ALL DIMENSIONS AND REPORT ANY DISCREPANCIES TO ENGINEER & DESIGNER BEFORE PROCEEDING WITH THE WORKS.

DIMENSIONS ARE CLEAR TO THE FACE OF COLUMNS AND PARTITIONS UNLESS OTHERWISE INDICATED.

NO WORK MAY PROCEED UNTIL SEVEN K DESIGN LTD. STAMPED, SIGNED AND APPROVED DRAWINGS, THOSE DRAWINGS ARE TO BE AVAILABLE ON SITE UPON REQUEST.

ALL DRAWINGS, SPECIFICATIONS AND DETAILS REMAIN THE PROPERTY OF SEVEN K DESIGN LTD. AND MUST BE RETURNED AT THE COMPLETION OF ALL WORK.

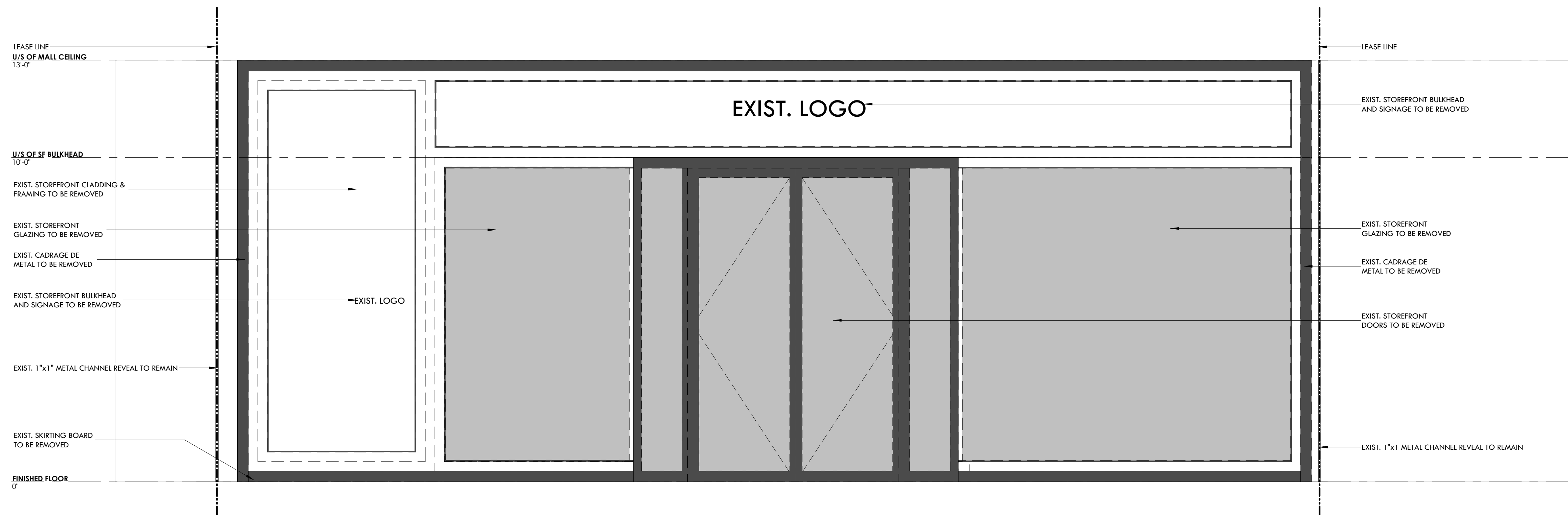
#	VERSION	DATE
3	UPDATE ACCESSORY WALL	01/19/2026
2	FINAL DESIGN SBUMISSION	12/15/2025
1	PRELIMINARY SUBMISSION	11/13/2025

Project Address
2450 Boul Laurier - CRU 022A [Place Ste-Foy - KIOKII AND...]

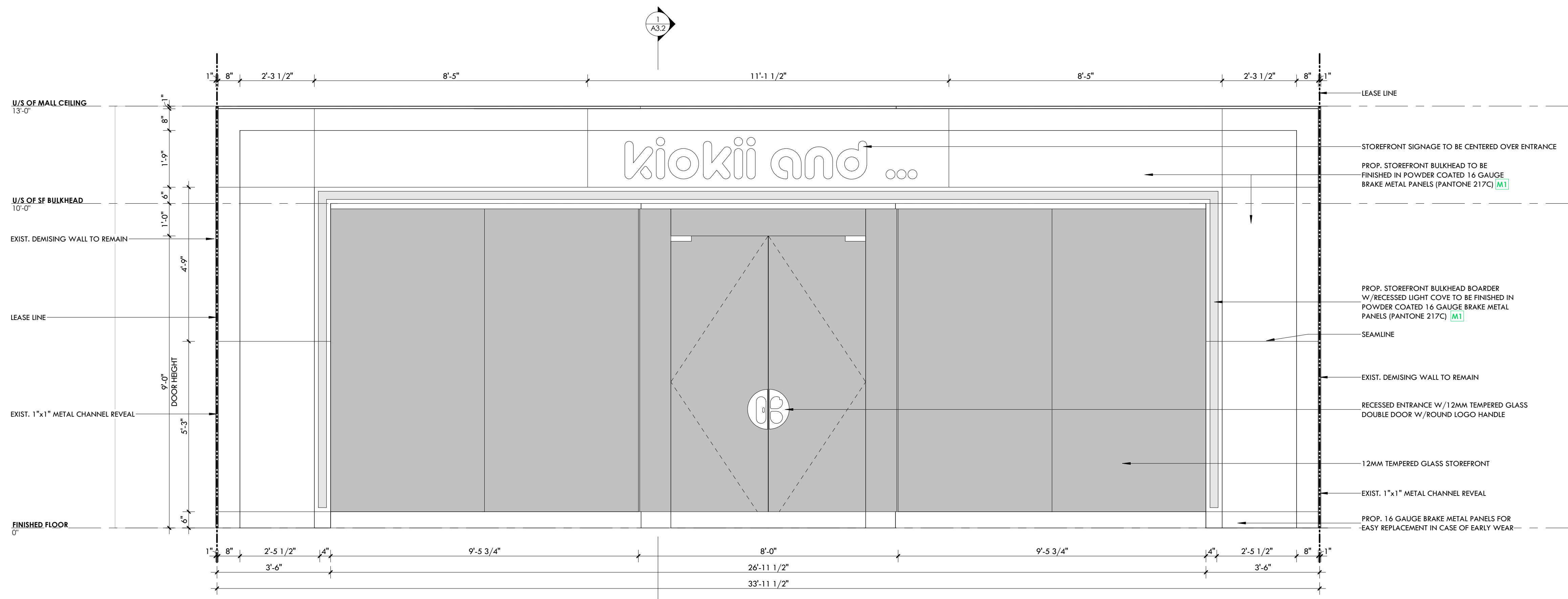
Drawing Name
Storefront Image Renders

Project number 25-142
 Date NOV 2025
 Drawn by MING
 Check by RC
 Scale 3/4" = 1'-0"

A3.0



1 EXISTING STOREFRONT ELEVATION
A3.1 SCALE: 1/2" = 1'-0"



Pink Begonia
2019-95
(PANTONE 217C)

2 PROPOSED STOREFRONT ELEVATION
A3.1 SCALE: 1/2" = 1'-0"

CONSULTANTS

LEGEND

- EXISTING DOOR
- NEW DOOR
- EXISTING WALL TO REMAIN
- EXISTING WALL TO REMOVE
- PROPOSED WALL

GENERAL NOTES

DO NOT SCALE DRAWINGS. THE CONTRACTOR SHALL CHECK AND VERIFY ALL DIMENSIONS AND REPORT ANY DISCREPANCIES TO ENGINEER & DESIGNER BEFORE PROCEEDING WITH THE WORKS.

DIMENSIONS ARE CLEAR TO THE FACE OF COLUMNS AND PARTITIONS UNLESS OTHERWISE INDICATED.

NO WORK MAY PROCEED UNTIL SEVEN K DESIGN LTD. STAMPED, SIGNED AND APPROVED DRAWINGS. THOSE DRAWINGS ARE TO BE AVAILABLE ON SITE UPON REQUEST.


ALL DRAWINGS, SPECIFICATIONS AND DETAILS REMAIN THE PROPERTY OF SEVEN K DESIGN LTD. AND MUST BE RETURNED AT THE COMPLETION OF ALL WORK.

#	VERSION	DATE
3	UPDATE ACCESSORY WALL	01/19/2026
2	FINAL DESIGN SUBMISSION	12/15/2025
1	PRELIMINARY SUBMISSION	11/13/2025

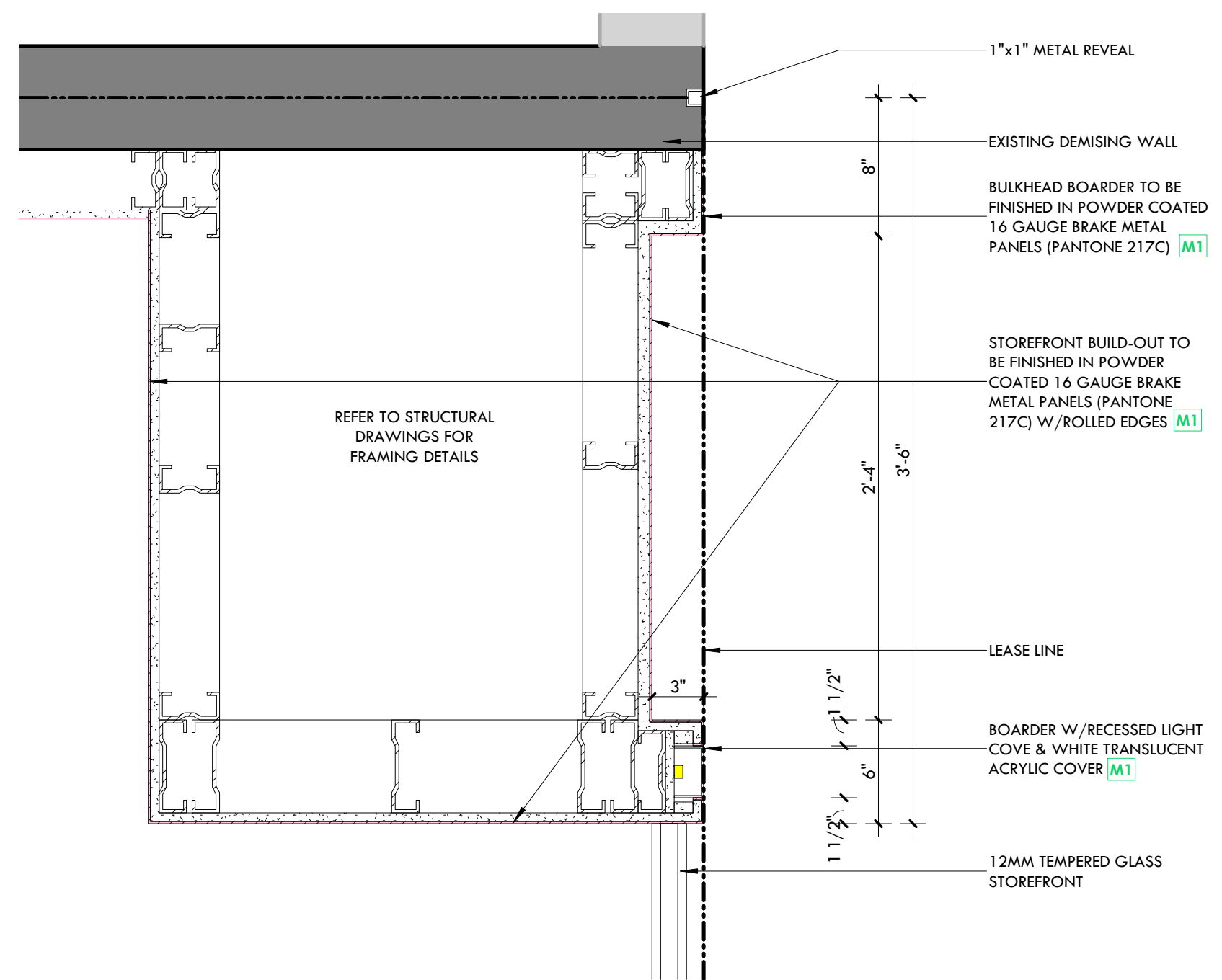
Project Address
2450 Boul Laurier - CRU 022A [Place Ste-Foy - KIOKII AND...]

Drawing Name
Storefront Elevations

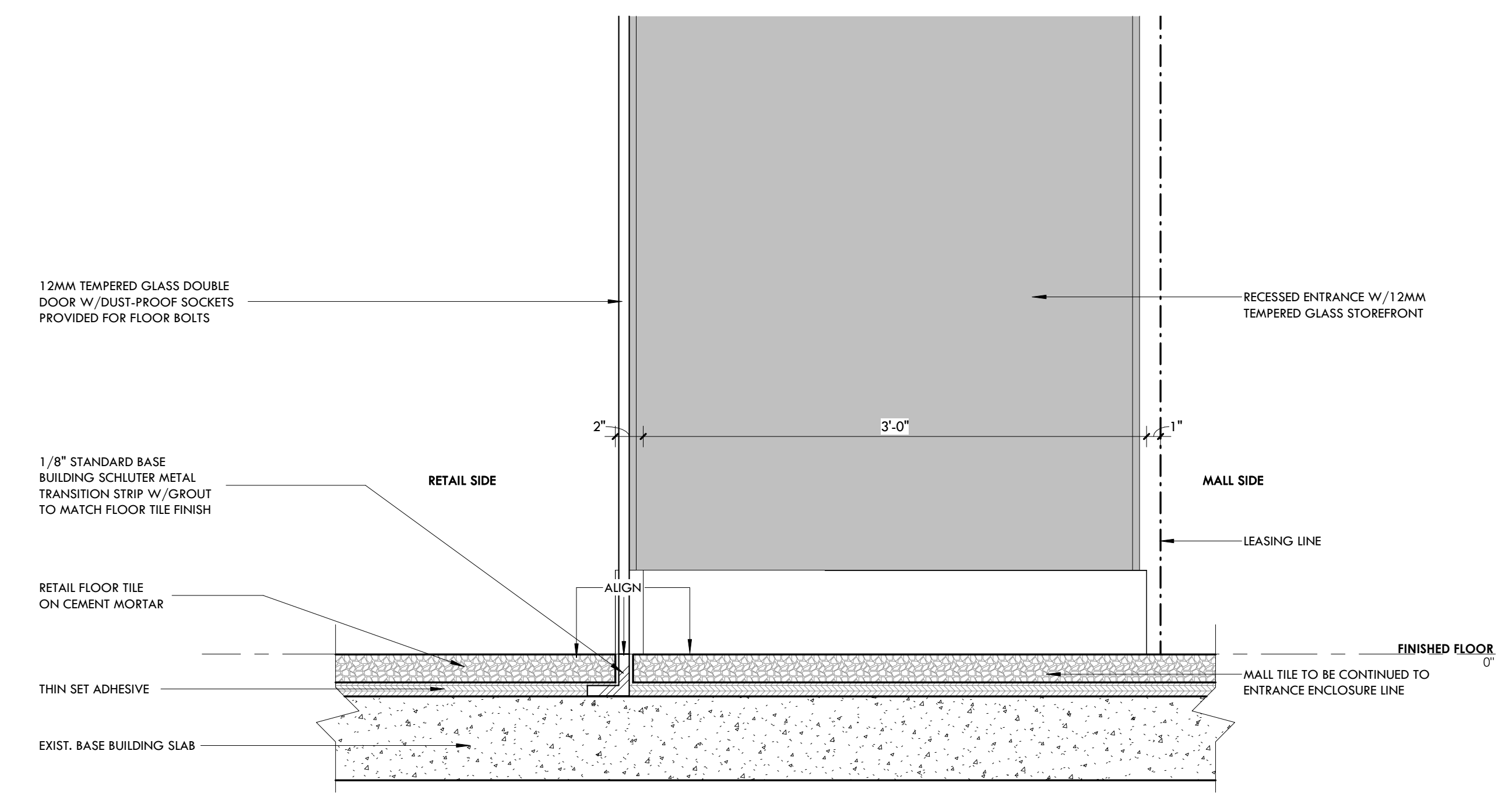
Project number 25-142
Date NOV 2025
Drawn by MING
Check by RC
Scale 1/2" = 1'-0"



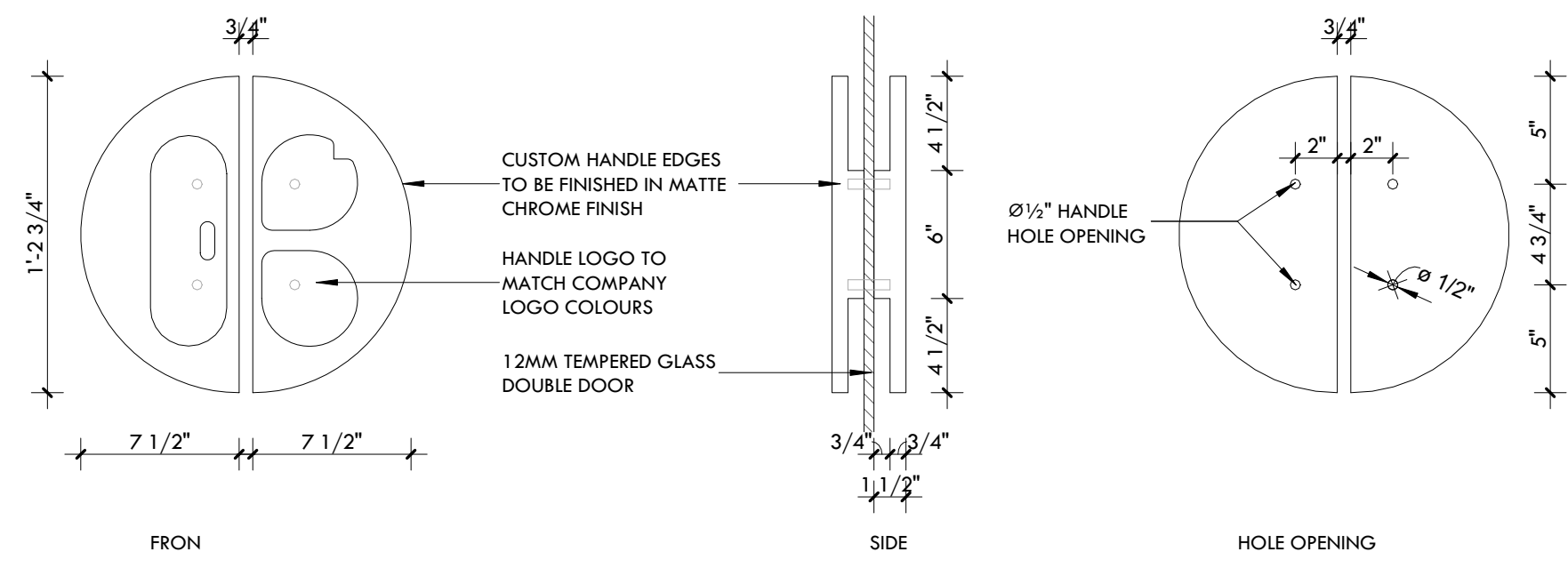
1 STOREFRONT SECTION
A3.2 SCALE: 1" = 1'-0"



2 STOREFRONT DETAIL
A3.2 SCALE: 1 1/2" = 1'-0"



3 STOREFRONT TILE TRANSITION SECTION DETAIL
A3.2 SCALE: 1 1/2" = 1'-0"



4 STOREFRONT ROUND LOGO DOOR HANDLE DETAIL
A3.2 SCALE: 1 1/2" = 1'-0"

7K Design Ltd.
40 Vogell Road | Unit #5
Richmond Hill, ON, Canada
Info@sevenkdesign.com
www.sevenkdesign.com
+ 1 647.969.3918

CONSULTANTS

--	--

LEGEND

	EXISTING DOOR
	NEW DOOR
	EXISTING WALL TO REMAIN
	EXISTING WALL TO REMOVE
	PROPOSED WALL

GENERAL NOTES

DO NOT SCALE DRAWINGS. THE CONTRACTOR SHALL CHECK AND VERIFY ALL DIMENSIONS AND REPORT ANY DISCREPANCIES TO ENGINEER & DESIGNER BEFORE PROCEEDING WITH THE WORKS.

DIMENSIONS ARE CLEAR TO THE FACE OF COLUMNS AND PARTITIONS UNLESS OTHERWISE INDICATED.

NO WORK MAY PROCEED UNTIL SEVEN K DESIGN LTD. STAMPED, SIGNED AND APPROVED DRAWINGS, THOSE DRAWINGS ARE TO BE AVAILABLE ON SITE UPON REQUEST.

ALL DRAWINGS, SPECIFICATIONS AND DETAILS REMAIN THE PROPERTY OF SEVEN K DESIGN LTD. AND MUST BE RETURNED AT THE COMPLETION OF ALL WORK.

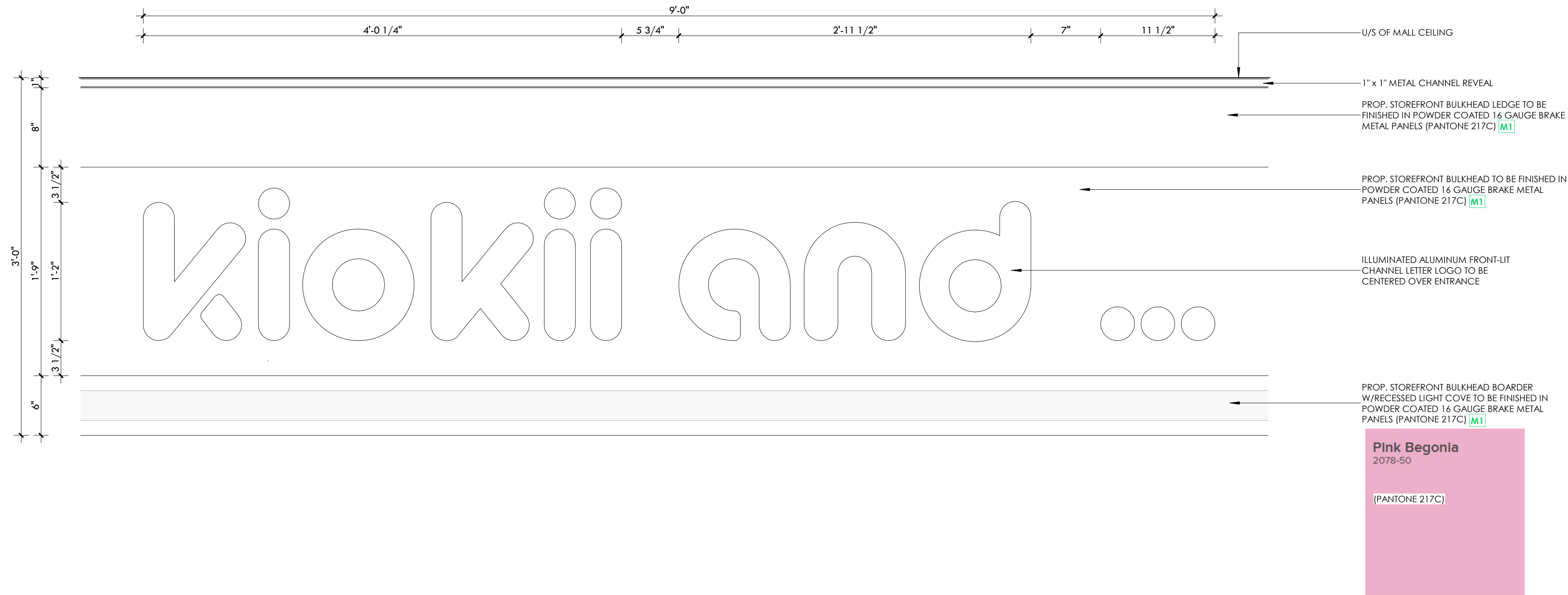
#	VERSION	DATE
3	UPDATE ACCESSORY WALL	01/19/2026
2	FINAL DESIGN SBUMMISSION	12/15/2025
1	PRELIMINARY SUBMISSION	11/13/2025

Project Address
2450 Boul Laurier - CRU 022A [Place Ste-Foy - KIOKII AND...]

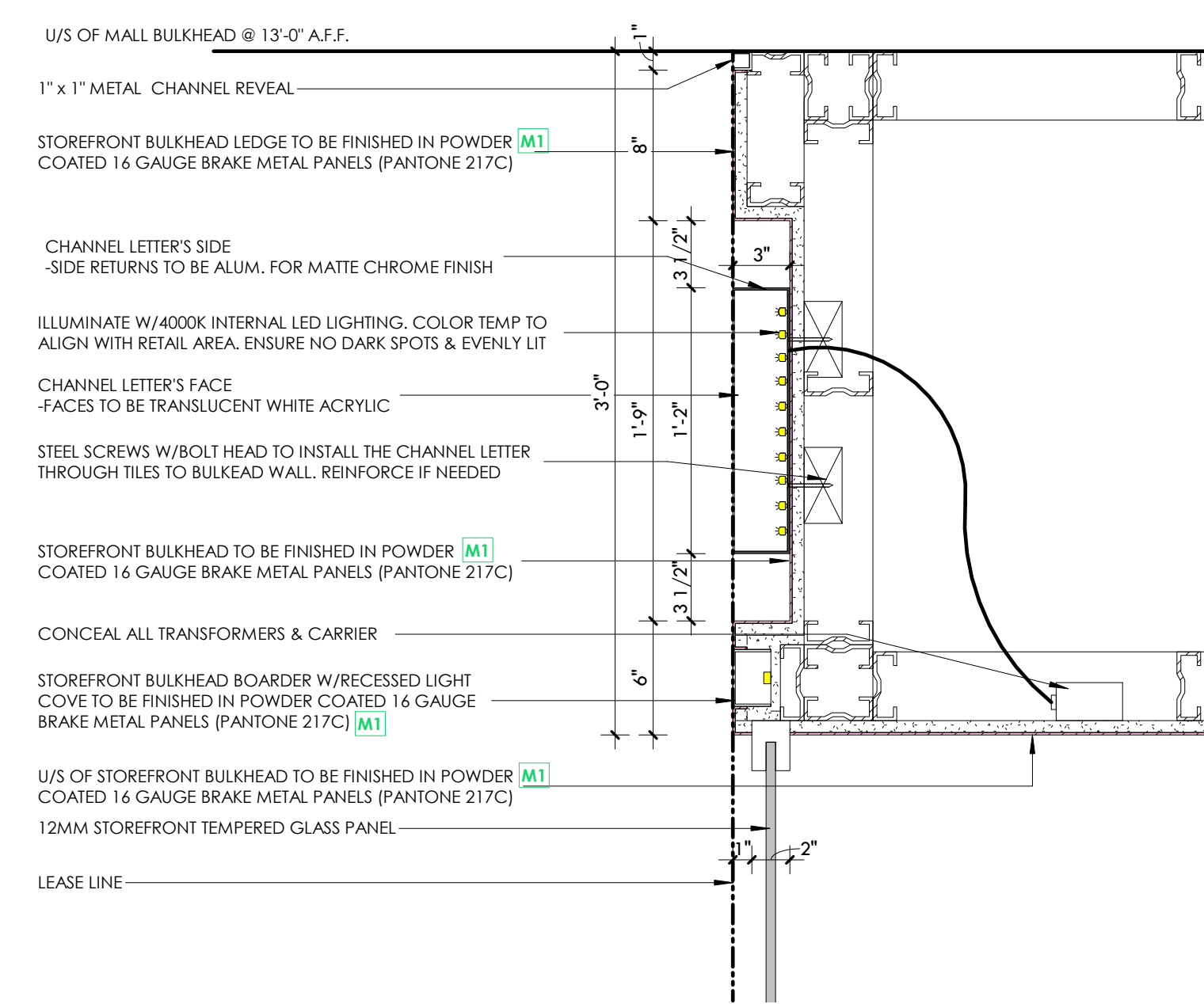
Drawing Name
Storefront Detail

Project number	25-142
Date	NOV 2025
Drawn by	MING
Check by	RC
Scale	作为说明

A3.2



1 PROPOSED STOREFRONT SIGNAGE
A3.3 SCALE: 1 1/2" = 1'-0"



2 STOREFRONT SECTION
A3.3 SCALE: 1" = 1'-0"

7K Design Ltd.
40 Vogell Road | Unit #5
Richmond Hill, ON, Canada
Info@sevenkdesign.com
www.sevenkdesign.com
+ 1 647.969.3918

CONSULTANTS

LEGEND

- EXISTING DOOR
- NEW DOOR
- EXISTING WALL TO REMAIN
- EXISTING WALL TO REMOVE
- PROPOSED WALL

GENERAL NOTES

DO NOT SCALE DRAWINGS. THE CONTRACTOR SHALL CHECK AND VERIFY ALL DIMENSIONS AND REPORT ANY DISCREPANCIES TO ENGINEER & DESIGNER BEFORE PROCEEDING WITH THE WORKS.

DIMENSIONS ARE CLEAR TO THE FACE OF COLUMNS AND PARTITIONS UNLESS OTHERWISE INDICATED.

NO WORK MAY PROCEED UNTIL SEVEN K DESIGN LTD. STAMPED, SIGNED AND APPROVED DRAWINGS, THOSE DRAWINGS ARE TO BE AVAILABLE ON SITE UPON REQUEST.

ALL DRAWINGS, SPECIFICATIONS AND DETAILS REMAIN THE PROPERTY OF SEVEN K DESIGN LTD. AND MUST BE RETURNED AT THE COMPLETION OF ALL WORK.

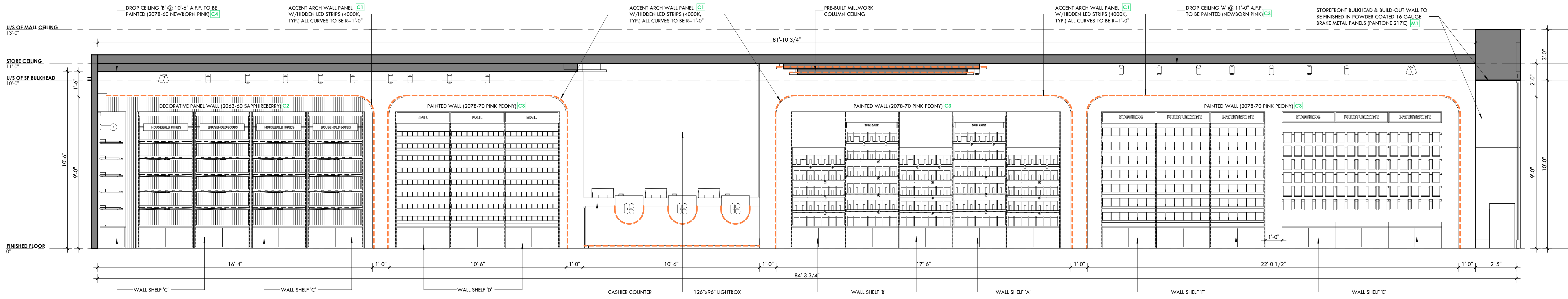
#	VERSION	DATE
3	UPDATE ACCESSORY WALL	01/19/2026
2	FINAL DESIGN SBUMMISSION	12/15/2025
1	PRELIMINARY SUBMISSION	11/13/2025

Project Address
2450 Boul Laurier - CRU 022A [Place Ste-Foy - KIOKII AND...]

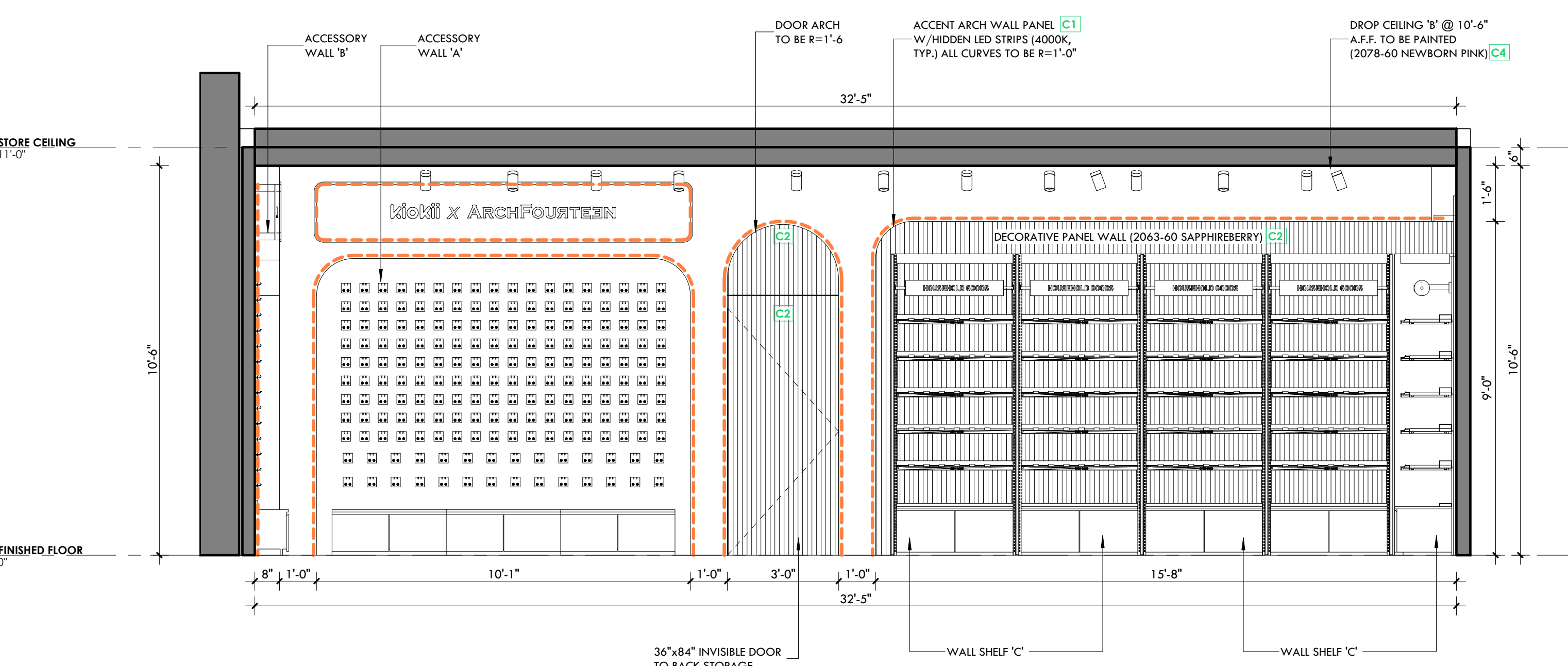
Drawing Name
Storefront Logo Detail

Project number 25-142
Date NOV 2025
Drawn by MING
Check by RC
Scale 1 1/2" = 1'-0"

A3.3



1 ELEVATION 'A' - RIGHT WALL
A3.4 SCALE: 3/8" = 1'-0"



2 ELEVATION 'B' - BACK WALL
A3.4 SCALE: 3/8" = 1'-0"

7K Design Ltd.
40 Vogell Road | Unit #5
Richmond Hill, ON, Canada
Info@sevenkdesign.com
www.sevenkdesign.com
+1 647.969.3918

CONSULTANTS

LEGEND

	EXISTING DOOR
	NEW DOOR
	EXISTING WALL TO REMAIN
	EXISTING WALL TO REMOVE
	PROPOSED WALL

GENERAL NOTES

DO NOT SCALE DRAWINGS. THE CONTRACTOR SHALL CHECK AND VERIFY ALL DIMENSIONS AND REPORT ANY DISCREPANCIES TO ENGINEER & DESIGNER BEFORE PROCEEDING WITH THE WORKS.

DIMENSIONS ARE CLEAR TO THE FACE OF COLUMNS AND PARTITIONS UNLESS OTHERWISE INDICATED.

NO WORK MAY PROCEED UNTIL SEVEN K DESIGN LTD. STAMPED, SIGNED AND APPROVED DRAWINGS. THOSE DRAWINGS ARE TO BE AVAILABLE ON SITE UPON REQUEST.

ALL DRAWINGS, SPECIFICATIONS AND DETAILS REMAIN THE PROPERTY OF SEVEN K DESIGN LTD. AND MUST BE RETURNED AT THE COMPLETION OF ALL WORK.

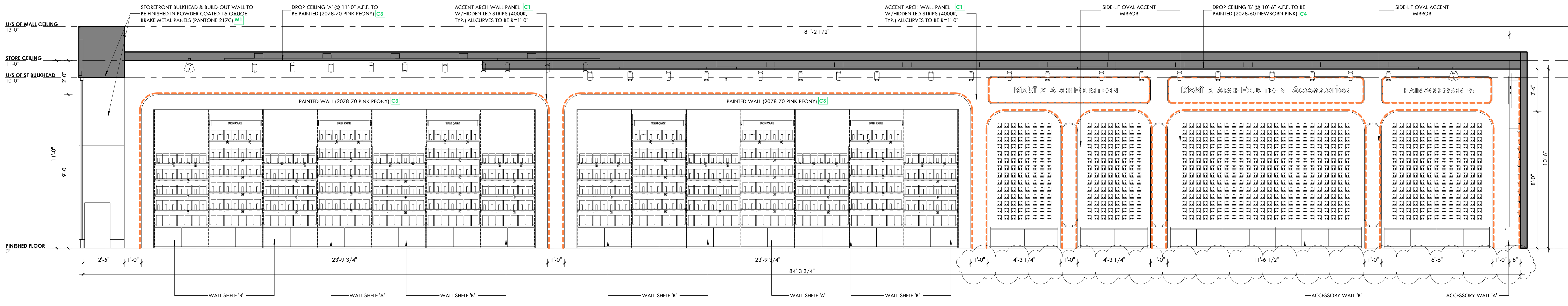
#	VERSION	DATE
3	UPDATE ACCESSORY WALL	01/19/2026
2	FINAL DESIGN SUBMISSION	12/15/2025
1	PRELIMINARY SUBMISSION	11/13/2025

Project Address
2450 Boul Laurier - CRU 022A [Place Ste-Foy - KIOKII AND...]

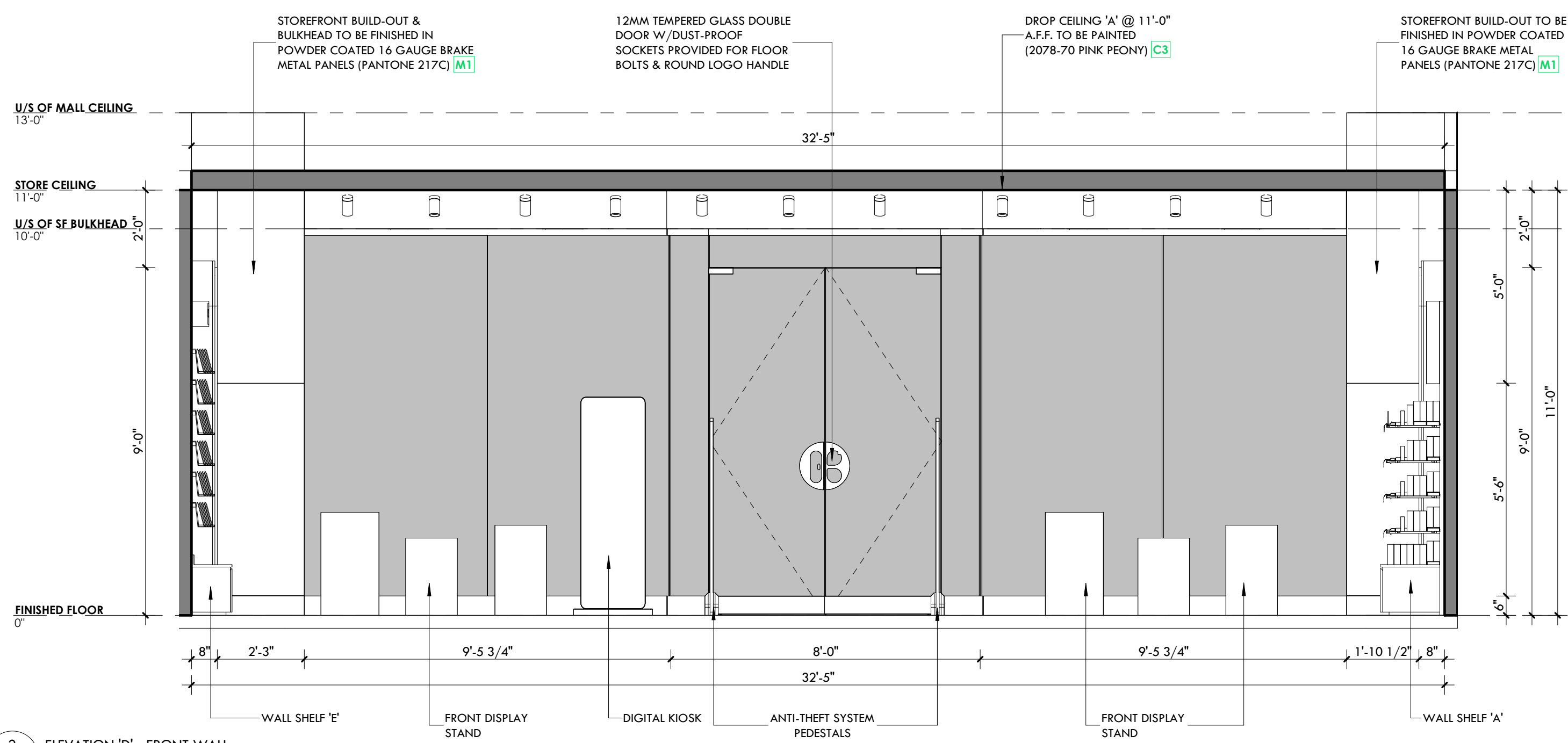
Drawing Name
Wall Elevations A & B

Project number 25-142
Date NOV 2025
Drawn by MING
Check by RC
Scale 3/8" = 1'-0"

A3.4



1 ELEVATION 'C' - LEFT WALL
 A3.5 SCALE: 3/8" = 1'-0"



2 ELEVATION 'D' - FRONT WALL
 A3.5 SCALE: 3/8" = 1'-0"

7K Design Ltd.
 40 Vogell Road | Unit #5
 Richmond Hill, ON, Canada
 Info@sevenkdesign.com
 www.sevenkdesign.com
 +1 647.969.3918

CONSULTANTS

LEGEND

- EXISTING DOOR
- NEW DOOR
- EXISTING WALL TO REMAIN
- EXISTING WALL TO REMOVE
- PROPOSED WALL

GENERAL NOTES

DO NOT SCALE DRAWINGS. THE CONTRACTOR SHALL CHECK AND VERIFY ALL DIMENSIONS AND REPORT ANY DISCREPANCIES TO ENGINEER & DESIGNER BEFORE PROCEEDING WITH THE WORKS.

DIMENSIONS ARE CLEAR TO THE FACE OF COLUMNS AND PARTITIONS UNLESS OTHERWISE INDICATED.

NO WORK MAY PROCEED UNTIL SEVEN K DESIGN LTD. STAMPED, SIGNED AND APPROVED DRAWINGS, THOSE DRAWINGS ARE TO BE AVAILABLE ON SITE UPON REQUEST.

ALL DRAWINGS, SPECIFICATIONS AND DETAILS REMAIN THE PROPERTY OF SEVEN K DESIGN LTD. AND MUST BE RETURNED AT THE COMPLETION OF ALL WORK.

#	VERSION	DATE
3	UPDATE ACCESSORY WALL	01/19/2026
2	FINAL DESIGN SUBMISSION	12/15/2025
1	PRELIMINARY SUBMISSION	11/13/2025

Project Address
2450 Boul Laurier - CRU 022A [Place Ste-Foy - KIOKII AND...]

Drawing Name
Wall Elevations C & D

Project number 25-142
 Date NOV 2025
 Drawn by MING
 Check by RC
 Scale 3/8" = 1'-0"

A3.5



7K Design Ltd.
 40 Vogell Road | Unit #5
 Richmond Hill, ON, Canada
 Info@sevenkdesign.com
 www.sevenkdesign.com
 +1 647.969.3918

CONSULTANTS

LEGEND

- EXISTING DOOR
- NEW DOOR
- EXISTING WALL TO REMAIN
- EXISTING WALL TO REMOVE
- PROPOSED WALL

GENERAL NOTES

DO NOT SCALE DRAWINGS. THE CONTRACTOR SHALL CHECK AND VERIFY ALL DIMENSIONS AND REPORT ANY DISCREPANCIES TO ENGINEER & DESIGNER BEFORE PROCEEDING WITH THE WORKS.

DIMENSIONS ARE CLEAR TO THE FACE OF COLUMNS AND PARTITIONS UNLESS OTHERWISE INDICATED.

NO WORK MAY PROCEED UNTIL SEVEN K DESIGN LTD. STAMPED, SIGNED AND APPROVED DRAWINGS, THOSE DRAWINGS ARE TO BE AVAILABLE ON SITE UPON REQUEST.

ALL DRAWINGS, SPECIFICATIONS AND DETAILS REMAIN THE PROPERTY OF SEVEN K DESIGN LTD. AND MUST BE RETURNED AT THE COMPLETION OF ALL WORK.

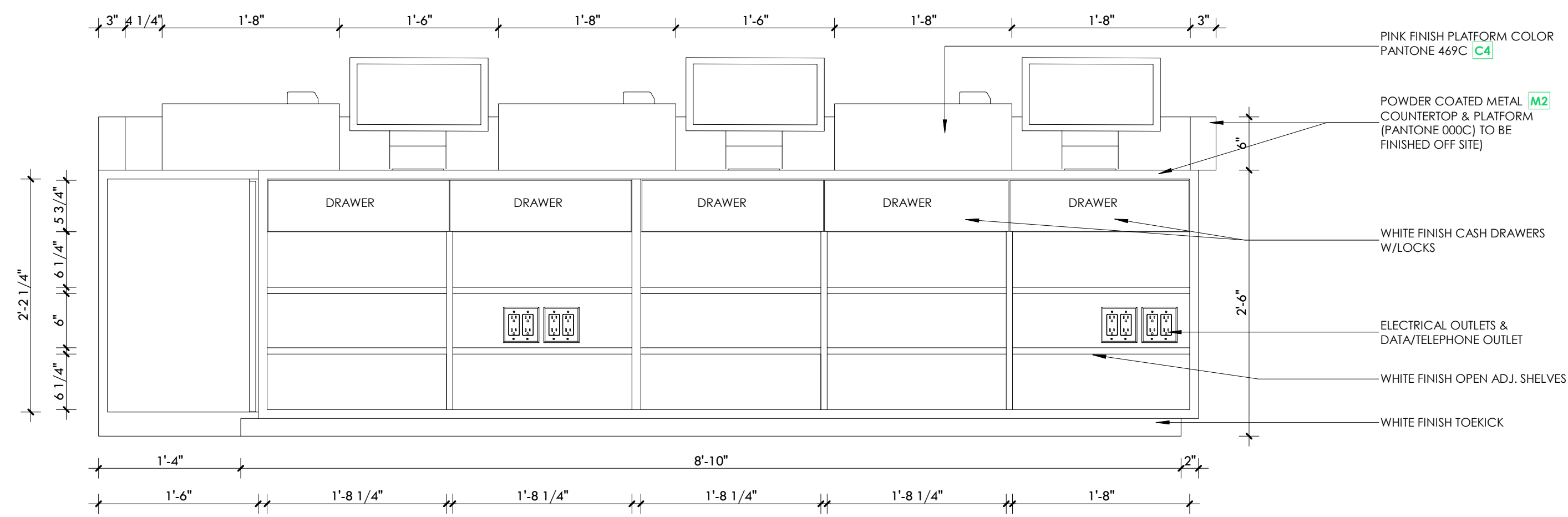
#	VERSION	DATE
3	UPDATE ACCESSORY WALL	01/19/2026
2	FINAL DESIGN SBMISSION	12/15/2025
1	PRELIMINARY SUBMISSION	11/13/2025

Project Address
2450 Boul Laurier - CRU 022A [Place Ste-Foy - KIOKII AND...]

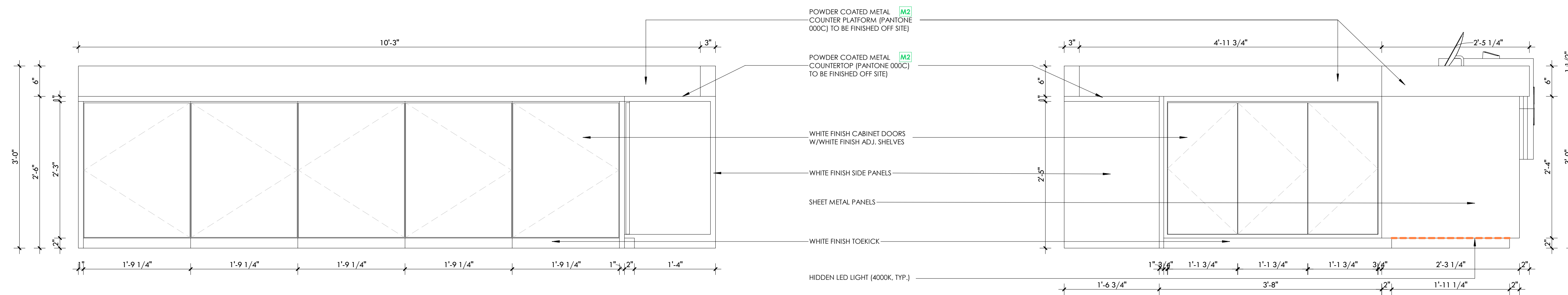
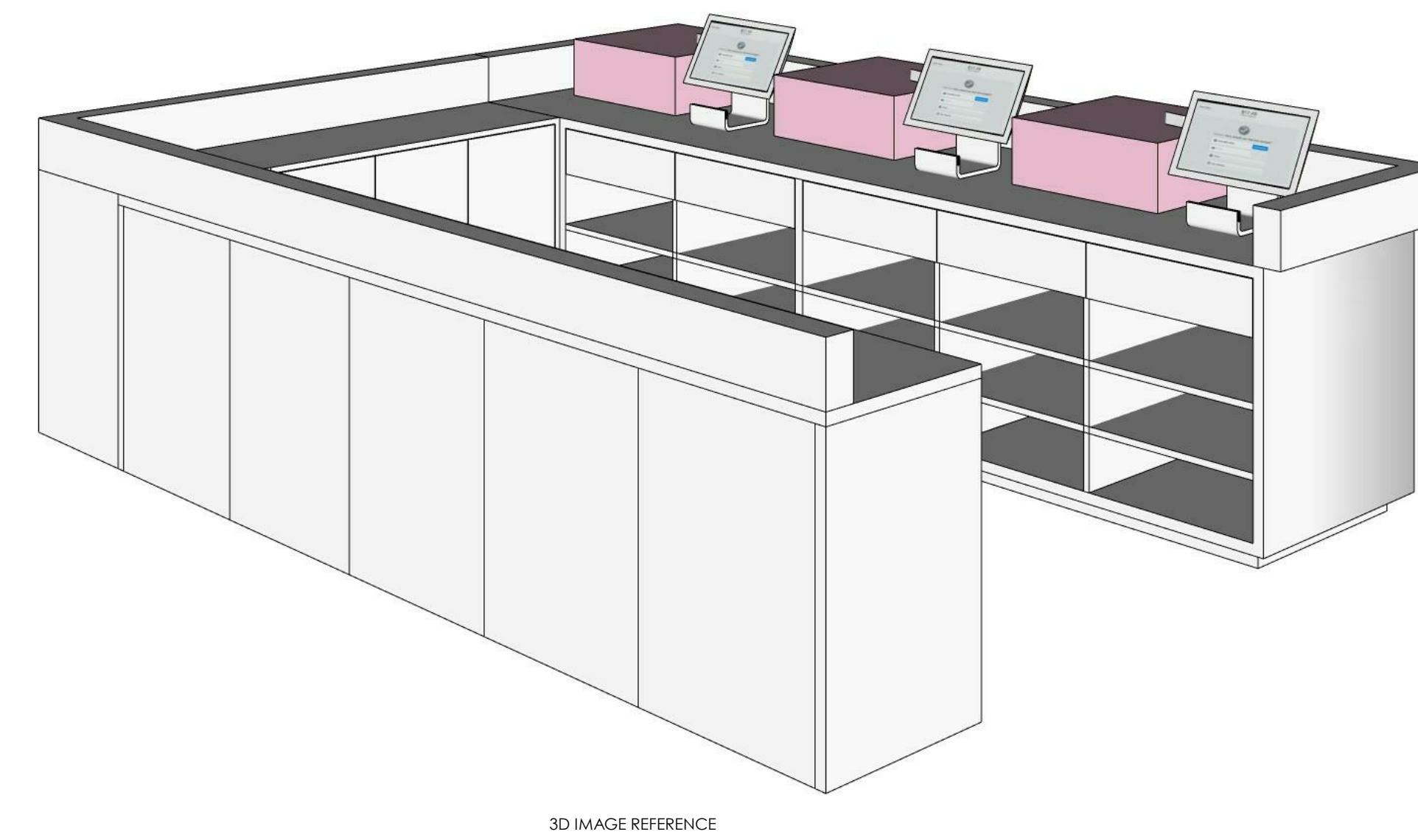
Drawing Name
Cashier Counter Image Renders

Project number 25-142
 Date NOV 2025
 Drawn by MING
 Check by FY
 Scale 3/4" = 1'-0"

A4.0



C. FRONT COUNTER BACK SIDE VIEW



D. BACK COUNTER FRONT VIEW

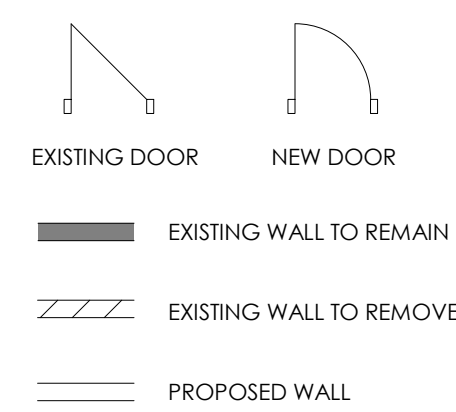
E. RIGHT SIDE VIEW



7K Design Ltd.
40 Vogell Road | Unit #5
Richmond Hill, ON, Canada
Info@sevenkdesign.com
www.sevenkdesign.com
+1 647.969.3918

CONSULTANTS

LEGEND



GENERAL NOTES

DO NOT SCALE DRAWINGS. THE CONTRACTOR SHALL CHECK AND VERIFY ALL DIMENSIONS AND REPORT ANY DISCREPANCIES TO ENGINEER & DESIGNER BEFORE PROCEEDING WITH THE WORKS.

DIMENSIONS ARE CLEAR TO THE FACE OF COLUMNS AND PARTITIONS UNLESS OTHERWISE INDICATED.

NO WORK MAY PROCEED UNTIL SEVEN K DESIGN LTD. STAMPED, SIGNED AND APPROVED DRAWINGS. THOSE DRAWINGS ARE TO BE AVAILABLE ON SITE UPON REQUEST.

ALL DRAWINGS, SPECIFICATIONS AND DETAILS REMAIN THE PROPERTY OF SEVEN K DESIGN LTD. AND MUST BE RETURNED AT THE COMPLETION OF ALL WORK.

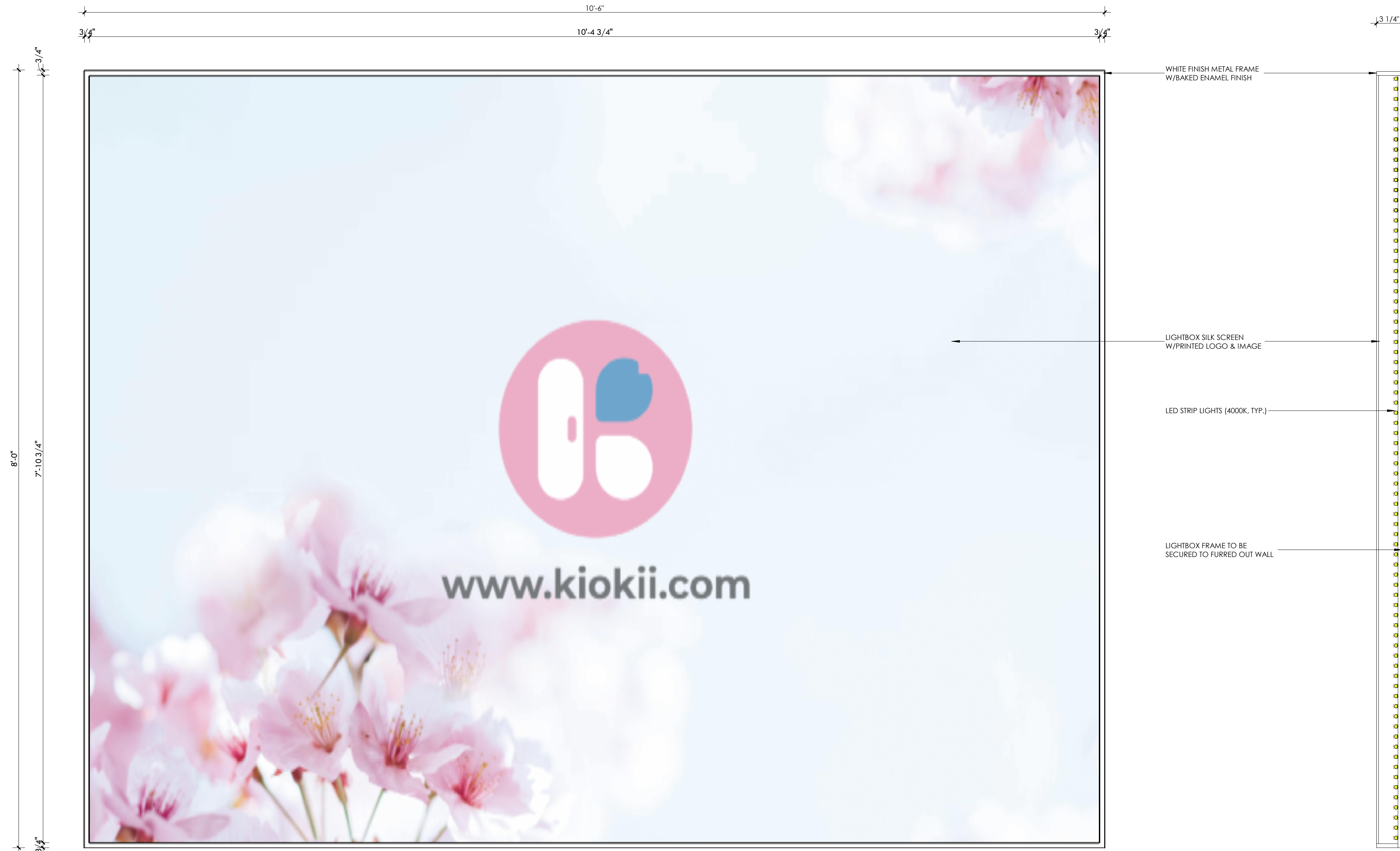
#	VERSION	DATE
3	UPDATE ACCESSORY WALL	01/19/2026
2	FINAL DESIGN SBUMMISSION	12/15/2025
1	PRELIMINARY SUBMISSION	11/13/2025

Project Address
2450 Boul Laurier - CRU 022A [Place Ste-Foy - KIOKII AND...]

Drawing Name
Cashier Counter

Project number 25-142
Date NOV 2025
Drawn by MING
Check by FY
Scale 1" = 1'-0"

A4.2



CASHIER AREA DIGITAL SCREEN - FRONT VIEW

SIDE SECTION



7K Design Ltd.
 40 Vogell Road | Unit #5
 Richmond Hill, ON, Canada
 Info@sevenkdesign.com
 www.sevenkdesign.com
 +1 647.969.3918

CONSULTANTS

LEGEND

- EXISTING DOOR
- NEW DOOR
- EXISTING WALL TO REMAIN
- EXISTING WALL TO REMOVE
- PROPOSED WALL

GENERAL NOTES

DO NOT SCALE DRAWINGS. THE CONTRACTOR SHALL CHECK AND VERIFY ALL DIMENSIONS AND REPORT ANY DISCREPANCIES TO ENGINEER & DESIGNER BEFORE PROCEEDING WITH THE WORKS.
 DIMENSIONS ARE CLEAR TO THE FACE OF COLUMNS AND PARTITIONS UNLESS OTHERWISE INDICATED.
 NO WORK MAY PROCEED UNTIL SEVEN K DESIGN LTD. STAMPED, SIGNED AND APPROVED DRAWINGS. THOSE DRAWINGS ARE TO BE AVAILABLE ON SITE UPON REQUEST.
 ALL DRAWINGS, SPECIFICATIONS AND DETAILS REMAIN THE PROPERTY OF SEVEN K DESIGN LTD. AND MUST BE RETURNED AT THE COMPLETION OF ALL WORK.

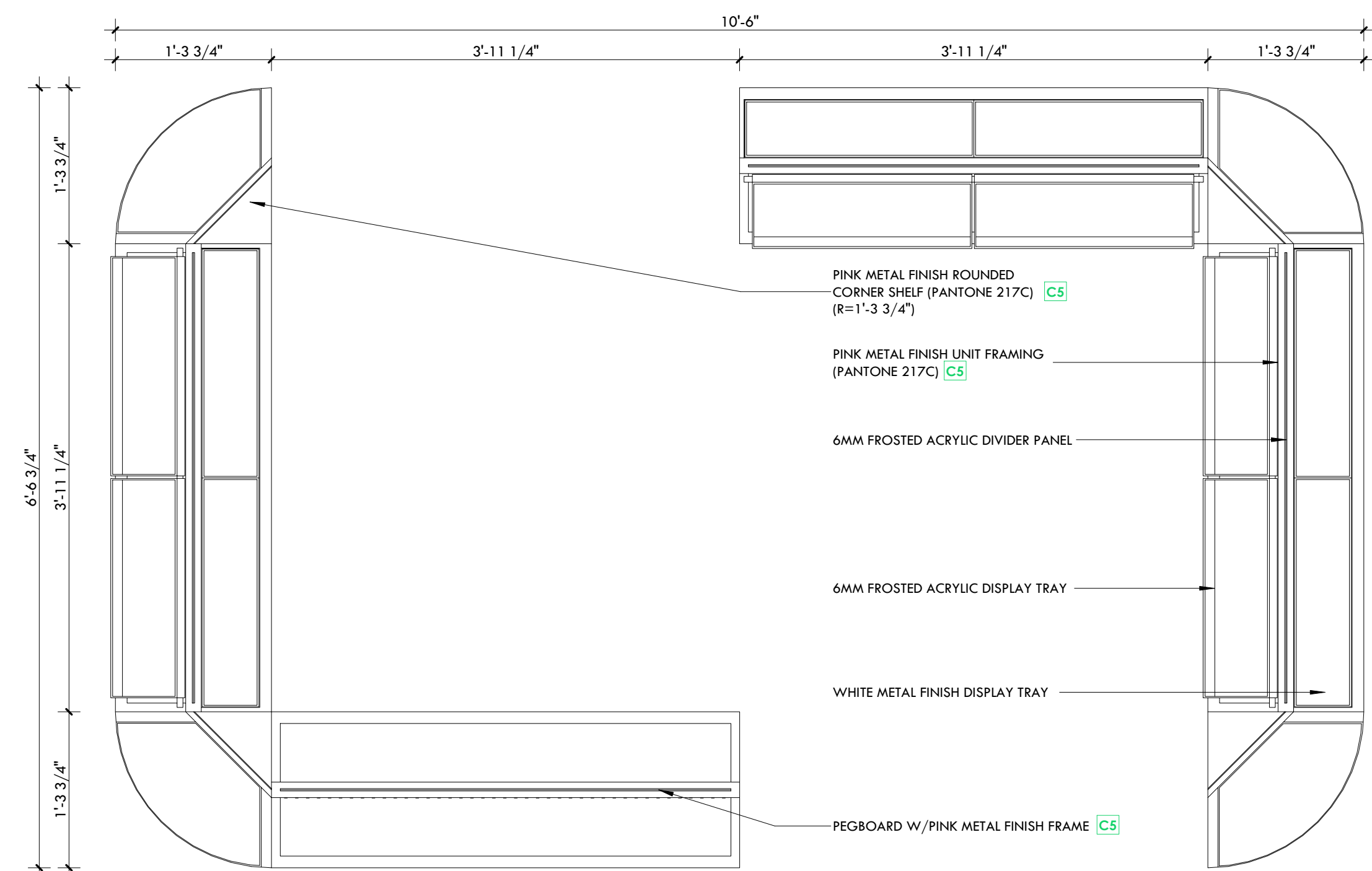
#	VERSION	DATE
3	UPDATE ACCESSORY WALL	01/19/2026
2	FINAL DESIGN SBUMISSION	12/15/2025
1	PRELIMINARY SUBMISSION	11/13/2025

Project Address
2450 Boul Laurier - CRU 022A [Place Ste-Foy - KIOKII AND...]

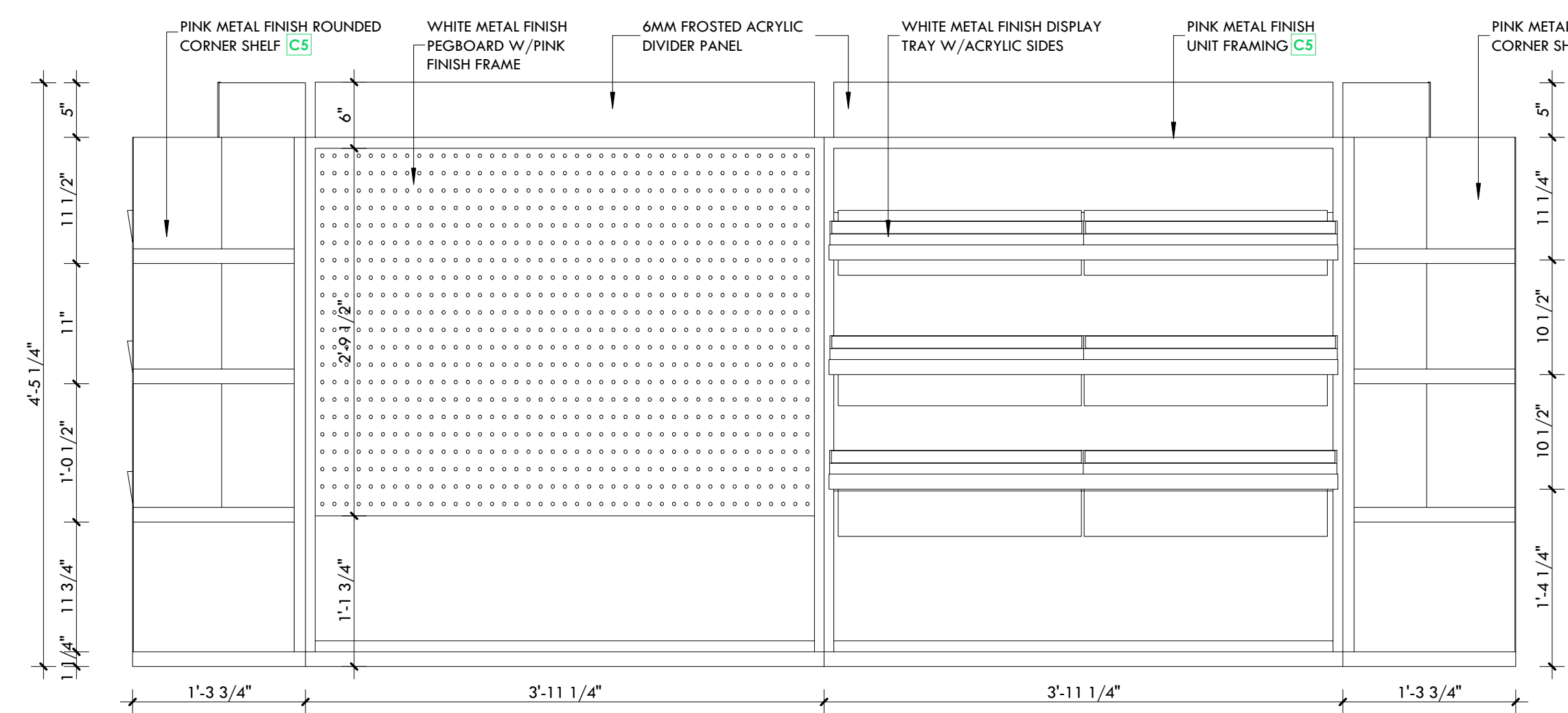
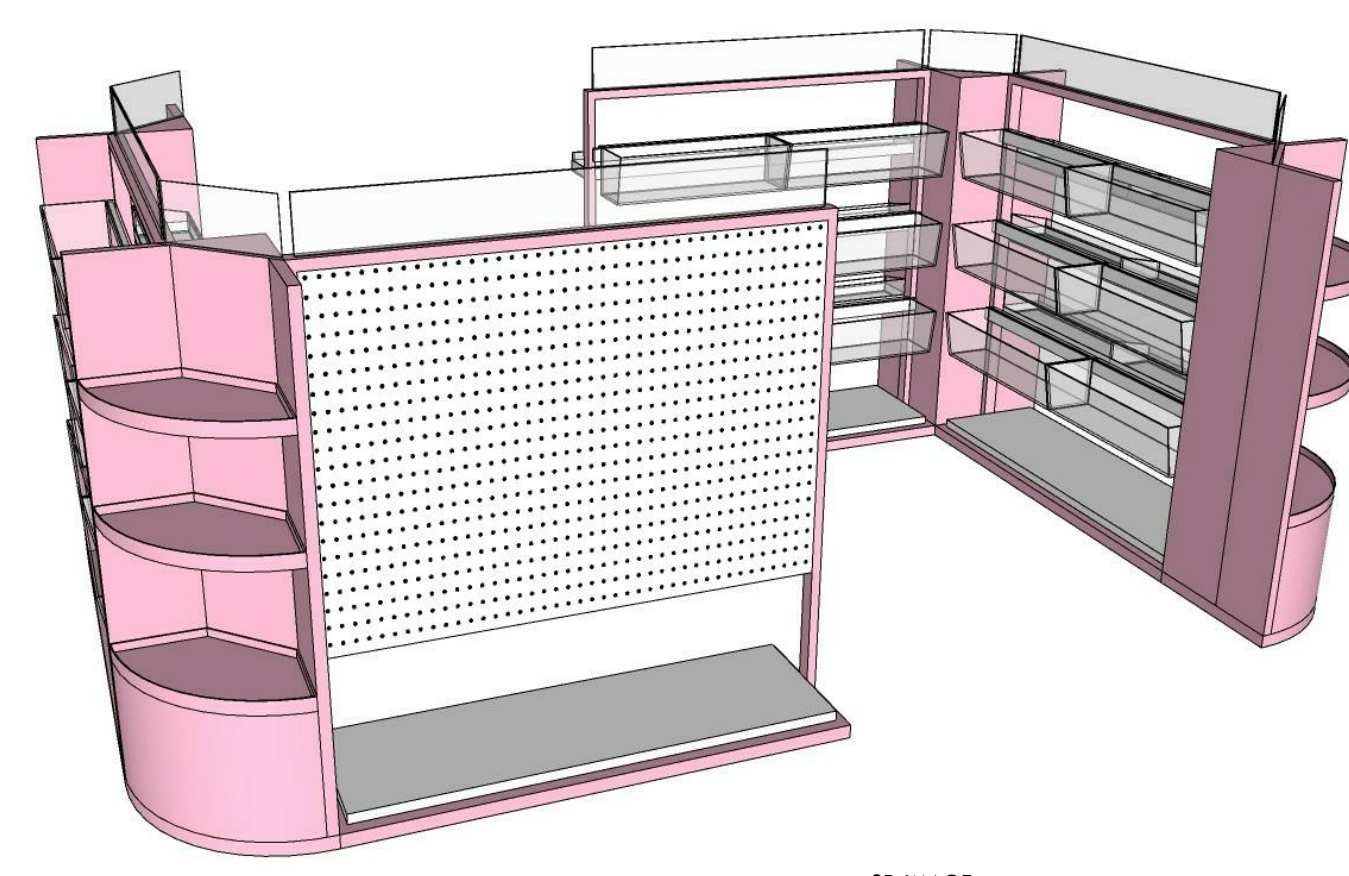
Drawing Name
Cashier Counter Lightbox

Project number 25-142
 Date NOV 2025
 Drawn by MING
 Check by FY
 Scale 1 1/2" = 1'-0"

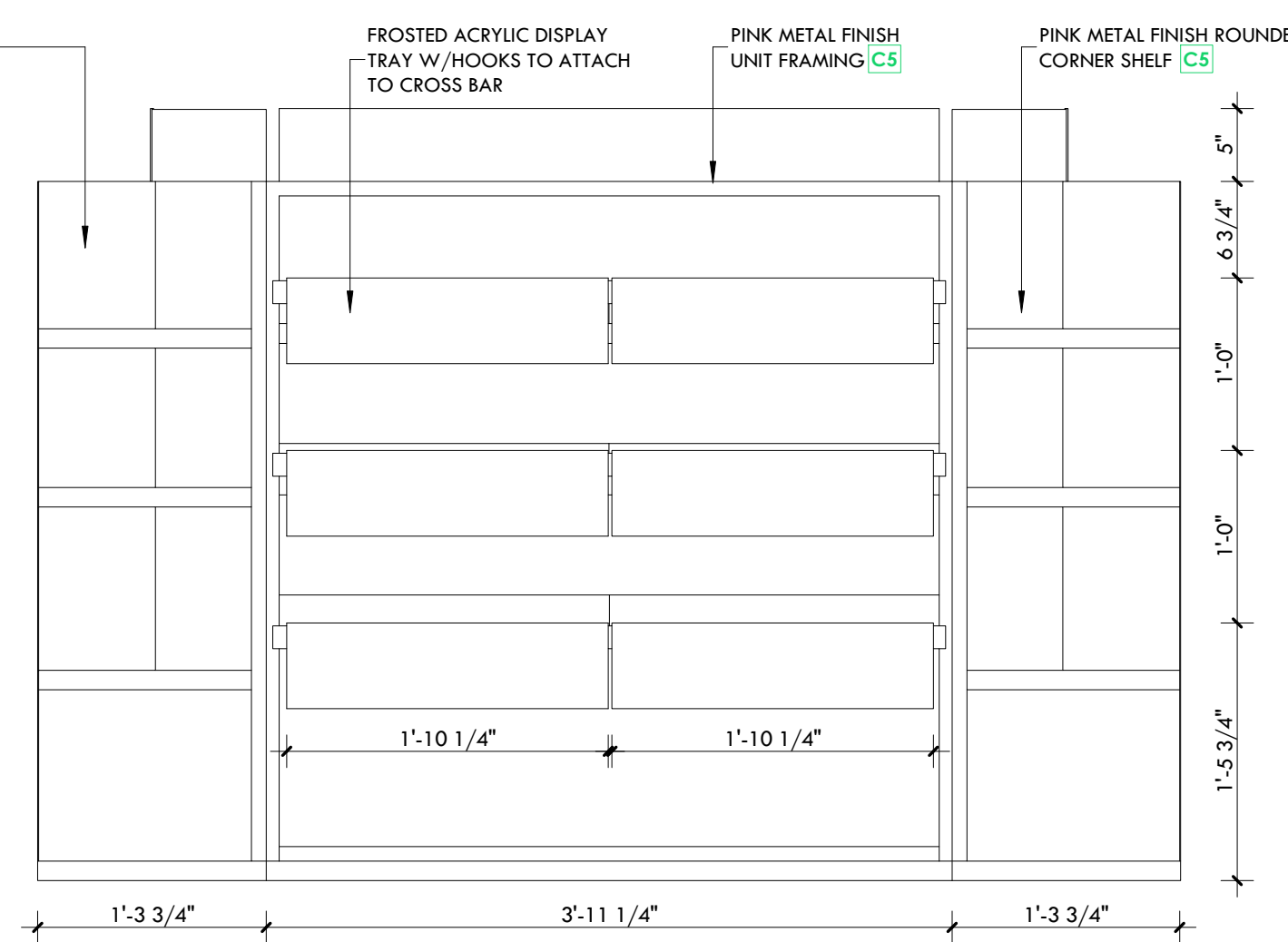
A4.3



QUEUING UNIT - TOP VIEW



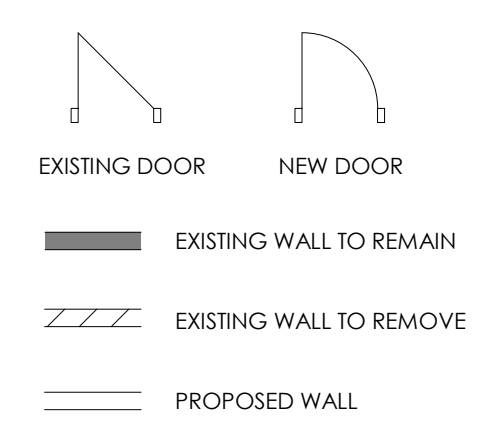
FRONT VIEW



SIDE VIEW

CONSULTANTS

LEGEND



GENERAL NOTES

DO NOT SCALE DRAWINGS. THE CONTRACTOR SHALL CHECK AND VERIFY ALL DIMENSIONS AND REPORT ANY DISCREPANCIES TO ENGINEER & DESIGNER BEFORE PROCEEDING WITH THE WORKS.

DIMENSIONS ARE CLEAR TO THE FACE OF COLUMNS AND PARTITIONS UNLESS OTHERWISE INDICATED.

NO WORK MAY PROCEED UNTIL SEVEN K DESIGN LTD. STAMPED, SIGNED AND APPROVED DRAWINGS. THOSE DRAWINGS ARE TO BE AVAILABLE ON SITE UPON REQUEST.

ALL DRAWINGS, SPECIFICATIONS AND DETAILS REMAIN THE PROPERTY OF SEVEN K DESIGN LTD. AND MUST BE RETURNED AT THE COMPLETION OF ALL WORK.

#	VERSION	DATE
3	UPDATE ACCESSORY WALL	01/19/2026
2	FINAL DESIGN SUBMISSION	12/15/2025
1	PRELIMINARY SUBMISSION	11/13/2025

Project Address
2450 Boul Laurier - CRU 022A [Place Ste-Foy - KIOKII AND...]

Drawing Name
Queuing Units

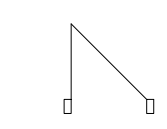
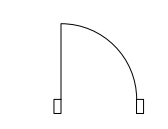

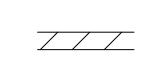

Project number 25-142
 Date NOV 2025
 Drawn by MING
 Check by FY
 Scale 1" = 1'-0"



7K Design Ltd.
 40 Vogell Road | Unit #5
 Richmond Hill, ON, Canada
 Info@sevenkdesign.com
 www.sevenkdesign.com
 +1 647.969.3918

CONSULTANTS

LEGEND

-  EXISTING DOOR
-  NEW DOOR
-  EXISTING WALL TO REMAIN
-  EXISTING WALL TO REMOVE
-  PROPOSED WALL

GENERAL NOTES

DO NOT SCALE DRAWINGS. THE CONTRACTOR SHALL CHECK AND VERIFY ALL DIMENSIONS AND REPORT ANY DISCREPANCIES TO ENGINEER & DESIGNER BEFORE PROCEEDING WITH THE WORKS.

DIMENSIONS ARE CLEAR TO THE FACE OF COLUMNS AND PARTITIONS UNLESS OTHERWISE INDICATED.

NO WORK MAY PROCEED UNTIL SEVEN K DESIGN LTD. STAMPED, SIGNED AND APPROVED DRAWINGS, THOSE DRAWINGS ARE TO BE AVAILABLE ON SITE UPON REQUEST.

ALL DRAWINGS, SPECIFICATIONS AND DETAILS REMAIN THE PROPERTY OF SEVEN K DESIGN LTD. AND MUST BE RETURNED AT THE COMPLETION OF ALL WORK.

#	VERSION	DATE
3	UPDATE ACCESSORY WALL	01/19/2026
2	FINAL DESIGN SUBMISSION	12/15/2025
1	PRELIMINARY SUBMISSION	11/13/2025

Project Address

2450 Boul Laurier - CRU 022A [Place Ste-Foy - KIOKII AND...]

Drawing Name

Top Pick Accent Display Column Image Render

Project number

25-142

Date

NOV 2025

Drawn by

MING

Check by

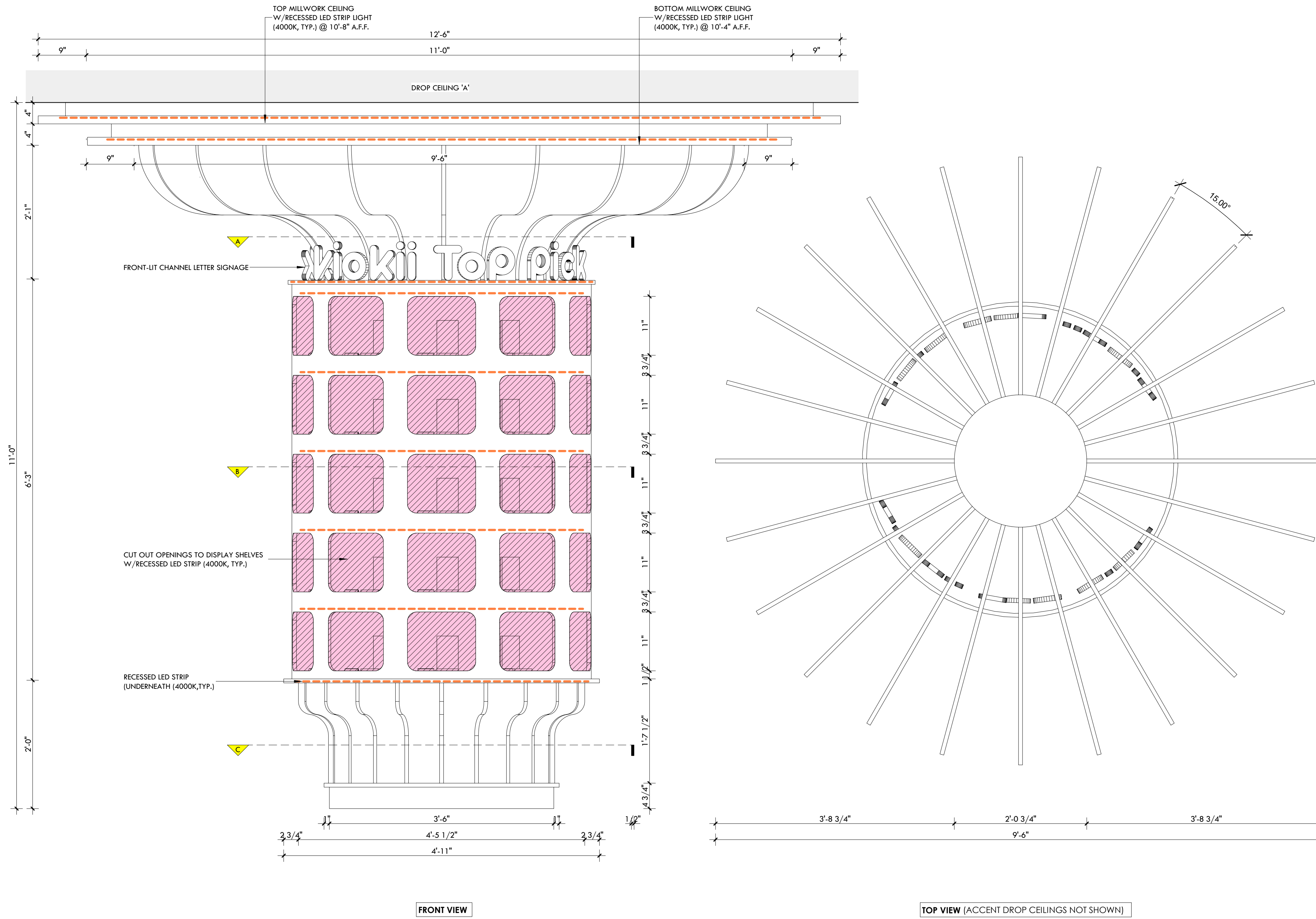
FY

Scale

3/4" = 1'-0"

A5.0

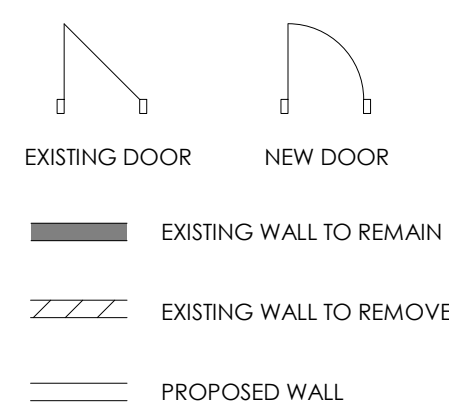
NOTE: WHOLE COLUMN TO BE PINK LACQUER; COLOR PANTONE 217C C5 UNLESS NOTED OTHERWISE.



7K Design Ltd.
 40 Vogell Road | Unit #5
 Richmond Hill, ON, Canada
 Info@sevenkdesign.com
 www.sevenkdesign.com
 +1 647.969.3918

CONSULTANTS

LEGEND



GENERAL NOTES

DO NOT SCALE DRAWINGS. THE CONTRACTOR SHALL CHECK AND VERIFY ALL DIMENSIONS AND REPORT ANY DISCREPANCIES TO ENGINEER & DESIGNER BEFORE PROCEEDING WITH THE WORKS.
 DIMENSIONS ARE CLEAR TO THE FACE OF COLUMNS AND PARTITIONS UNLESS OTHERWISE INDICATED.
 NO WORK MAY PROCEED UNTIL SEVEN K DESIGN LTD. STAMPED, SIGNED AND APPROVED DRAWINGS. THOSE DRAWINGS ARE TO BE AVAILABLE ON SITE UPON REQUEST.
 ALL DRAWINGS, SPECIFICATIONS AND DETAILS REMAIN THE PROPERTY OF SEVEN K DESIGN LTD. AND MUST BE RETURNED AT THE COMPLETION OF ALL WORK.

#	VERSION	DATE
3	UPDATE ACCESSORY WALL	01/19/2026
2	FINAL DESIGN SUBMISSION	12/15/2025
1	PRELIMINARY SUBMISSION	11/13/2025

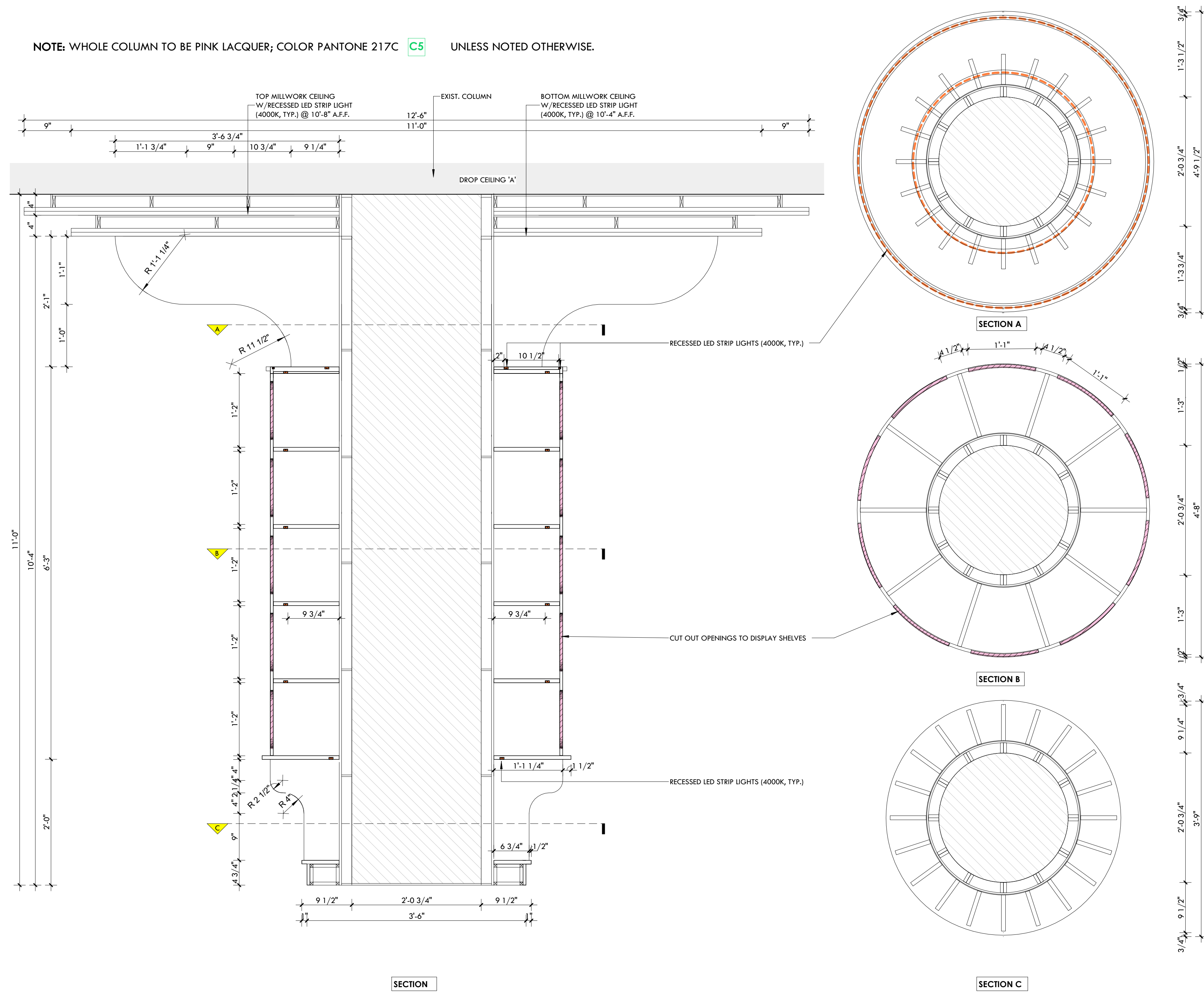
Project Address
2450 Boul Laurier - CRU 022A [Place Ste-Foy - KIOKII AND...]

Drawing Name
Top Pick Accent Display Column

Project number 25-142
 Date NOV 2025
 Drawn by MING
 Check by FY
 Scale 1" = 1'-0"

A5.1

NOTE: WHOLE COLUMN TO BE PINK LACQUER; COLOR PANTONE 217C C5 UNLESS NOTED OTHERWISE.



CONSULTANTS

LEGEND

- EXISTING DOOR
- NEW DOOR
- EXISTING WALL TO REMAIN
- EXISTING WALL TO REMOVE
- PROPOSED WALL

GENERAL NOTES

DO NOT SCALE DRAWINGS. THE CONTRACTOR SHALL CHECK AND VERIFY ALL DIMENSIONS AND REPORT ANY DISCREPANCIES TO ENGINEER & DESIGNER BEFORE PROCEEDING WITH THE WORKS.

DIMENSIONS ARE CLEAR TO THE FACE OF COLUMNS AND PARTITIONS UNLESS OTHERWISE INDICATED.

NO WORK MAY PROCEED UNTIL SEVEN K DESIGN LTD. STAMPED, SIGNED AND APPROVED DRAWINGS. THOSE DRAWINGS ARE TO BE AVAILABLE ON SITE UPON REQUEST.

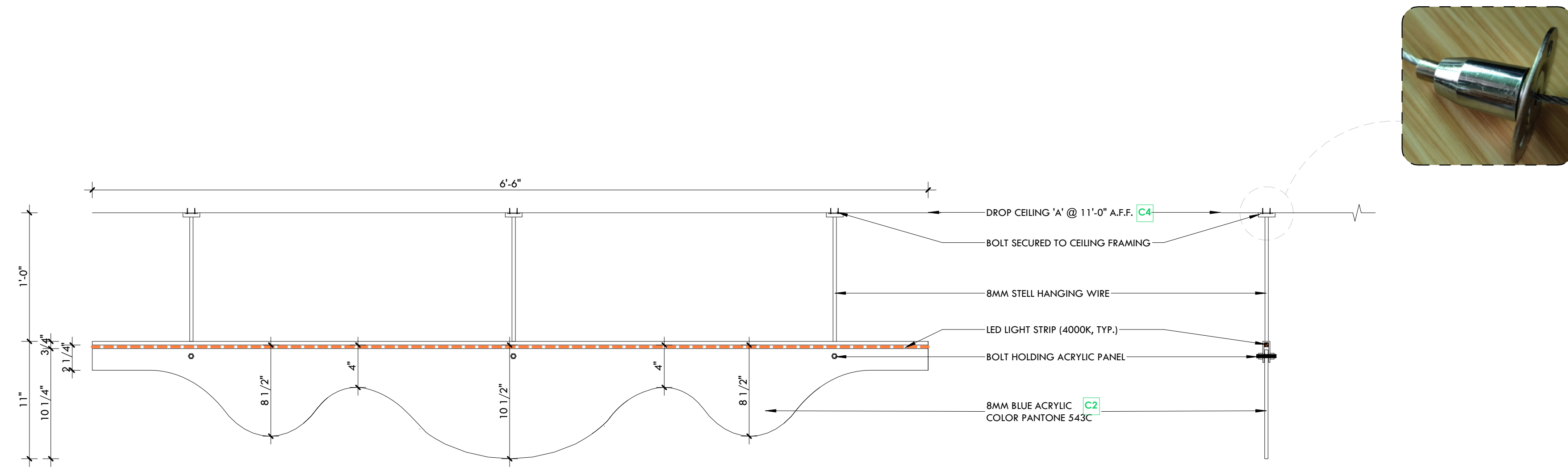
ALL DRAWINGS, SPECIFICATIONS AND DETAILS REMAIN THE PROPERTY OF SEVEN K DESIGN LTD. AND MUST BE RETURNED AT THE COMPLETION OF ALL WORK.

#	VERSION	DATE
3	UPDATE ACCESSORY WALL	01/19/2026
2	FINAL DESIGN SBUMMISSION	12/15/2025
1	PRELIMINARY SUBMISSION	11/13/2025

Project Address
2450 Boul Laurier - CRU 022A [Place Ste-Foy - KIOKII AND...]

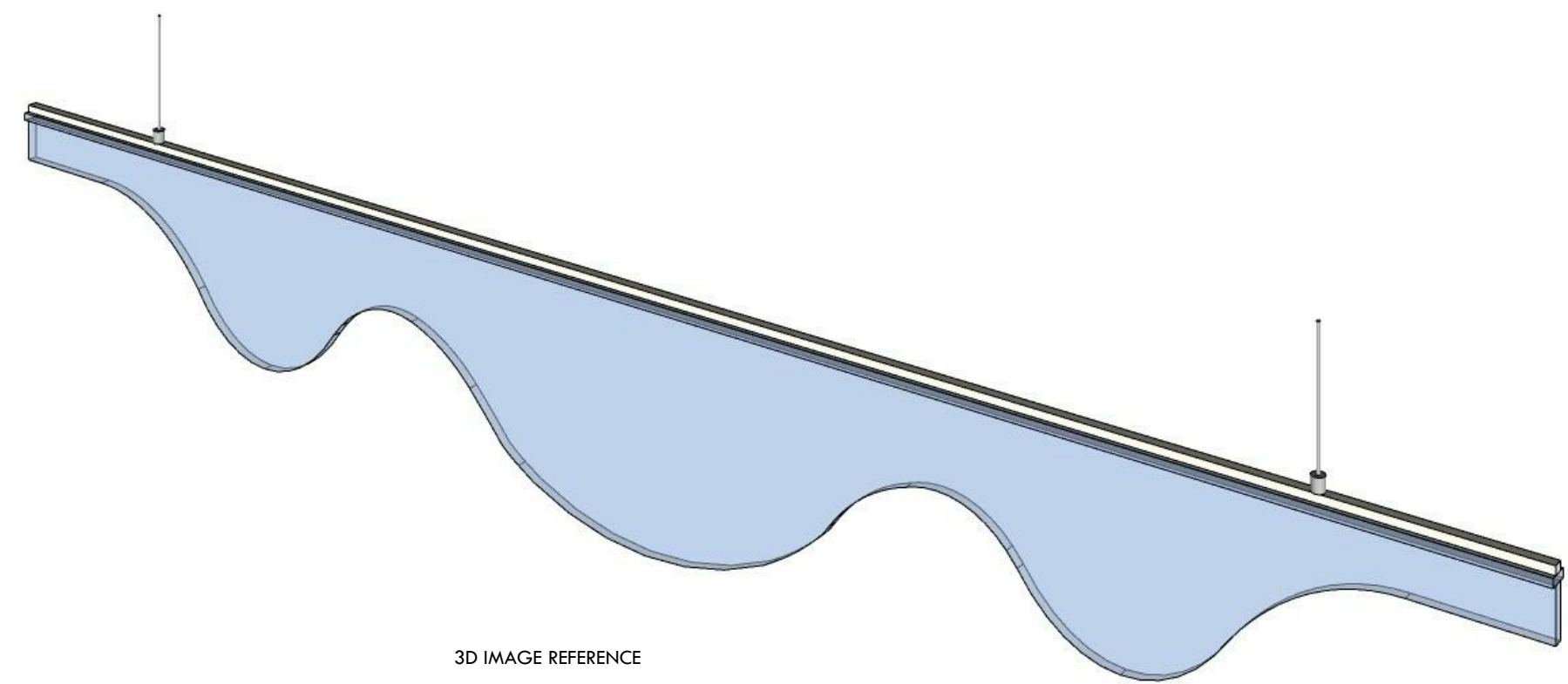
Drawing Name
Top Pick Accent Display Column

Project number 25-142
 Date NOV 2025
 Drawn by MING
 Check by FY
 Scale 1" = 1'-0"



DECORATIVE ACRYLIC WAVE PANEL 6'-6" (x13) - FRONT VIEW

SIDE DETAIL



3D IMAGE REFERENCE

CONSULTANTS

LEGEND

- EXISTING DOOR
- NEW DOOR
- EXISTING WALL TO REMAIN
- EXISTING WALL TO REMOVE
- PROPOSED WALL

GENERAL NOTES

DO NOT SCALE DRAWINGS. THE CONTRACTOR SHALL CHECK AND VERIFY ALL DIMENSIONS AND REPORT ANY DISCREPANCIES TO ENGINEER & DESIGNER BEFORE PROCEEDING WITH THE WORKS.

DIMENSIONS ARE CLEAR TO THE FACE OF COLUMNS AND PARTITIONS UNLESS OTHERWISE INDICATED.

NO WORK MAY PROCEED UNTIL SEVEN K DESIGN LTD. STAMPED, SIGNED AND APPROVED DRAWINGS, THOSE DRAWINGS ARE TO BE AVAILABLE ON SITE UPON REQUEST.

ALL DRAWINGS, SPECIFICATIONS AND DETAILS REMAIN THE PROPERTY OF SEVEN K DESIGN LTD. AND MUST BE RETURNED AT THE COMPLETION OF ALL WORK.

#	VERSION	DATE
3	UPDATE ACCESSORY WALL	01/19/2026
2	FINAL DESIGN SUBMISSION	12/15/2025
1	PRELIMINARY SUBMISSION	11/13/2025

Project Address

2450 Boul Laurier - CRU 022A [Place Ste-Foy - KIOKII AND...]

Drawing Name

Decorative Acrylic Wave Panel Detail

Project number

25-142

Date

NOV 2025

Drawn by

MING

Check by

FY

Scale

1 1/2" = 1'-0"



7K Design Ltd.

40 Vogell Road | Unit #5
 Richmond Hill, ON, Canada
 Info@sevenkdesign.com
 www.sevenkdesign.com
 +1 647.969.3918

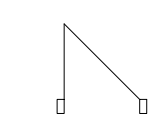
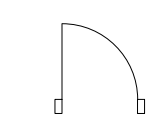



A5.3



7K Design Ltd.
 40 Vogell Road | Unit #5
 Richmond Hill, ON, Canada
 Info@sevenkdesign.com
 www.sevenkdesign.com
 +1 647.969.3918

CONSULTANTS

LEGEND

-  EXISTING DOOR
-  NEW DOOR
-  EXISTING WALL TO REMAIN
-  EXISTING WALL TO REMOVE
-  PROPOSED WALL

GENERAL NOTES

DO NOT SCALE DRAWINGS. THE CONTRACTOR SHALL CHECK AND VERIFY ALL DIMENSIONS AND REPORT ANY DISCREPANCIES TO ENGINEER & DESIGNER BEFORE PROCEEDING WITH THE WORKS.

DIMENSIONS ARE CLEAR TO THE FACE OF COLUMNS AND PARTITIONS UNLESS OTHERWISE INDICATED.

NO WORK MAY PROCEED UNTIL SEVEN K DESIGN LTD. STAMPED, SIGNED AND APPROVED DRAWINGS, THOSE DRAWINGS ARE TO BE AVAILABLE ON SITE UPON REQUEST.

ALL DRAWINGS, SPECIFICATIONS AND DETAILS REMAIN THE PROPERTY OF SEVEN K DESIGN LTD. AND MUST BE RETURNED AT THE COMPLETION OF ALL WORK.

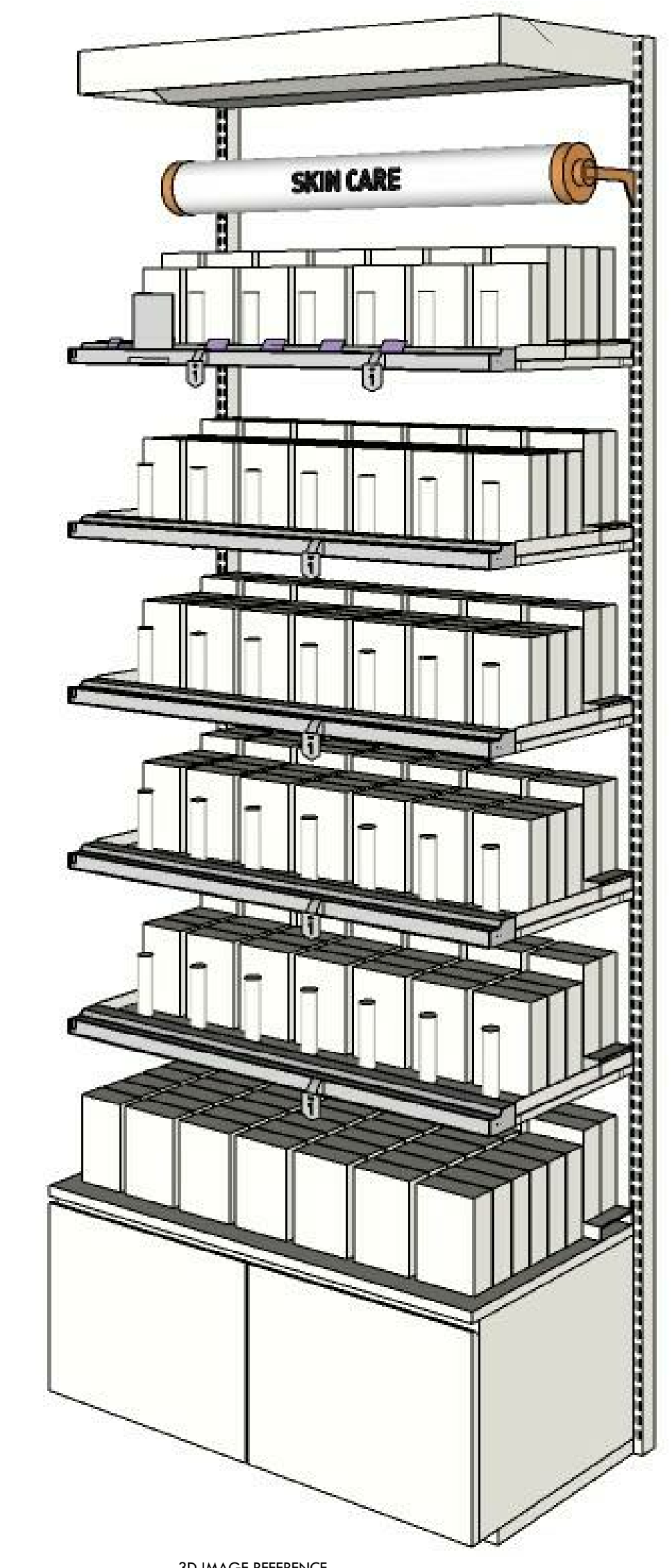
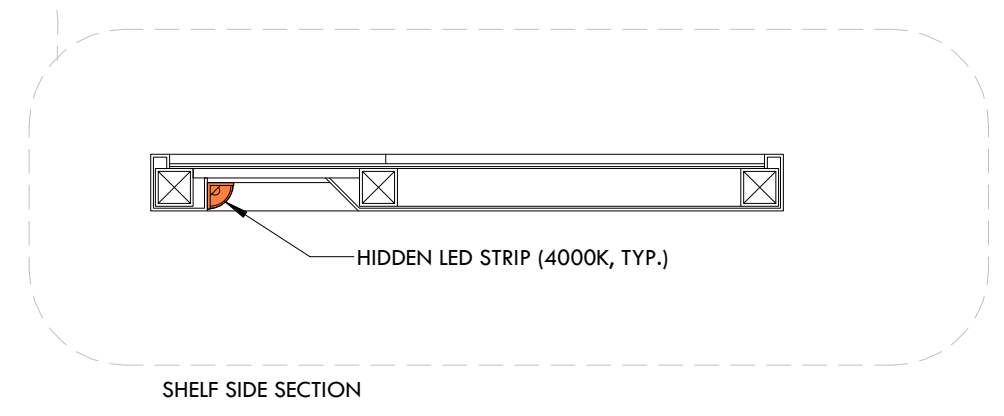
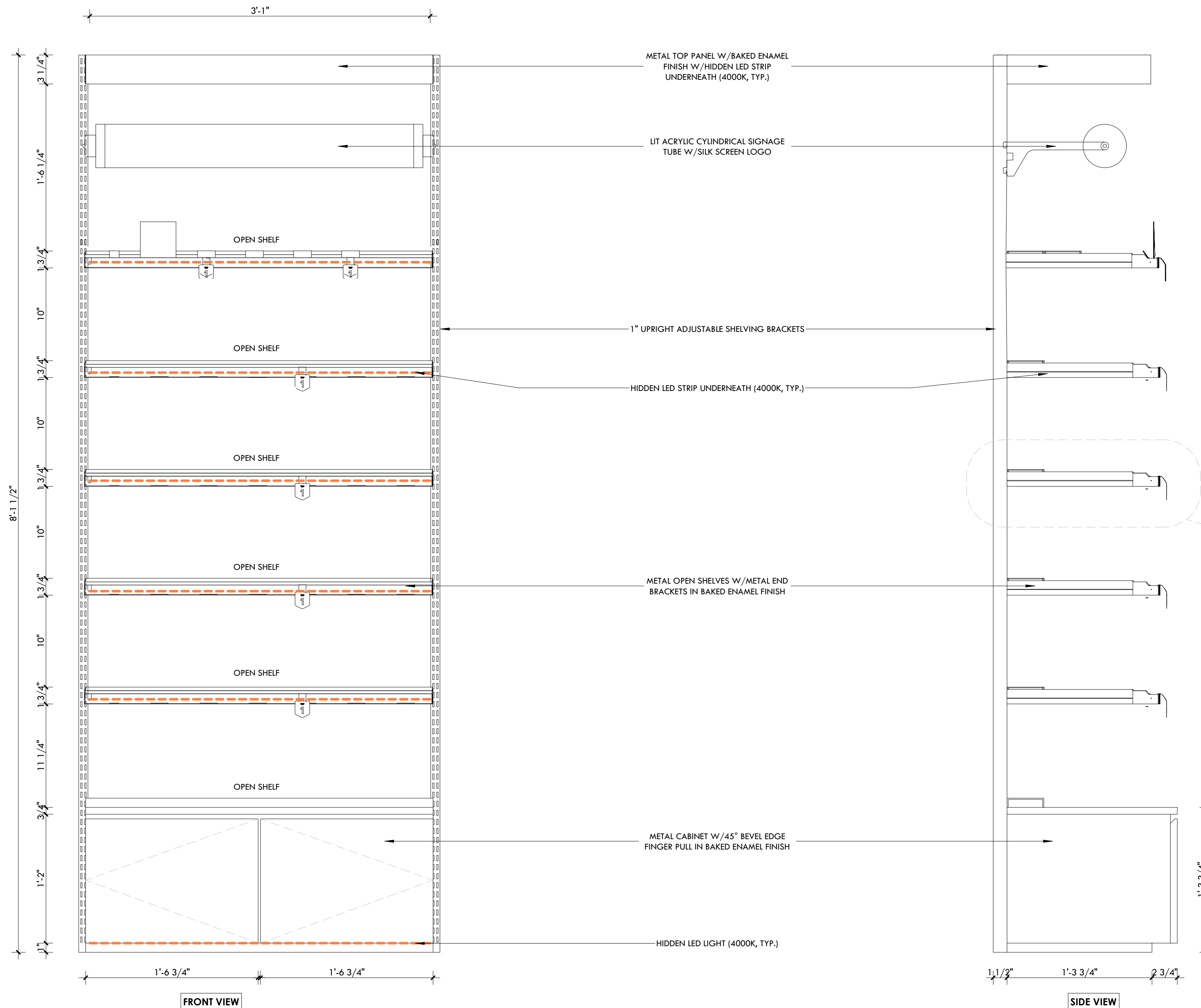
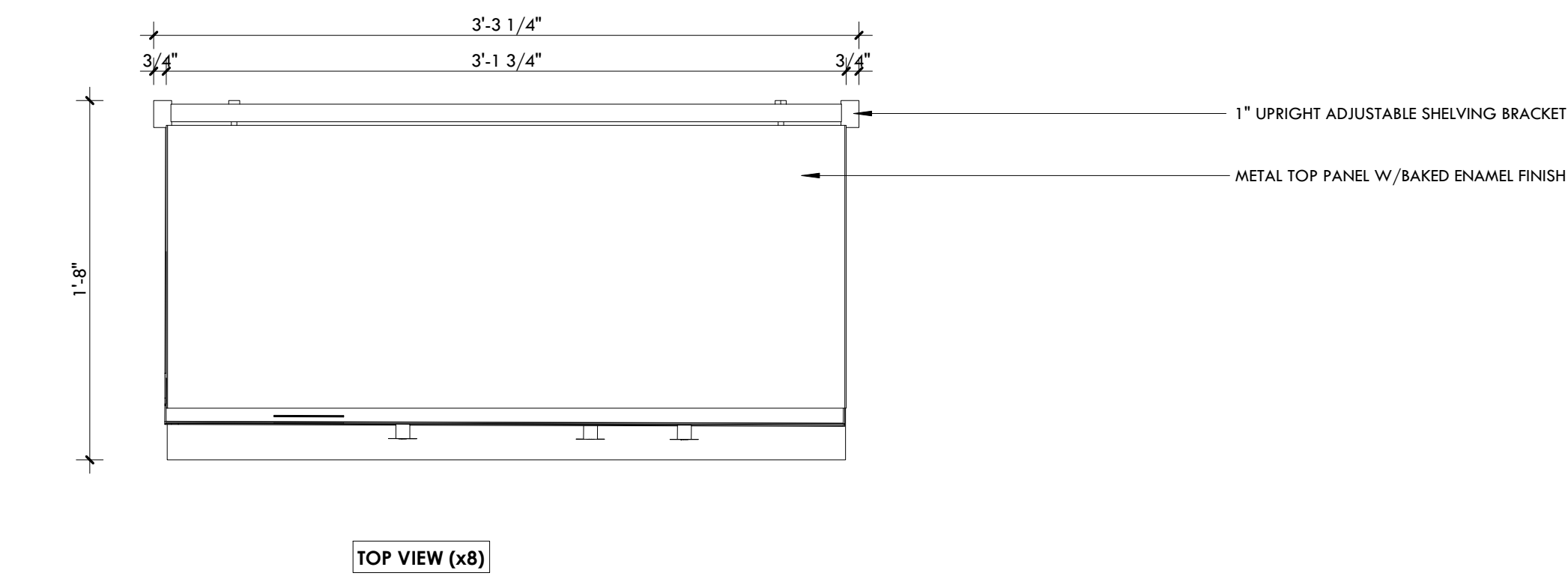
#	VERSION	DATE
3	UPDATE ACCESSORY WALL	01/19/2026
2	FINAL DESIGN SUBMISSION	12/15/2025
1	PRELIMINARY SUBMISSION	11/13/2025

Project Address
2450 Boul Laurier - CRU 022A [Place Ste-Foy - KIOKII AND...]

Drawing Name
Display Unit Image Renders

Project number 25-142
 Date NOV 2025
 Drawn by MING
 Check by FY
 Scale 3/32" = 1'-0"

A6.0



7K Design Ltd.
 40 Vogell Road | Unit #5
 Richmond Hill, ON, Canada
 Info@sevenkdesign.com
 www.sevenkdesign.com
 +1 647.969.3918

CONSULTANTS

LEGEND

- EXISTING DOOR
- NEW DOOR
- EXISTING WALL TO REMAIN
- EXISTING WALL TO REMOVE
- PROPOSED WALL

GENERAL NOTES

DO NOT SCALE DRAWINGS. THE CONTRACTOR SHALL CHECK AND VERIFY ALL DIMENSIONS AND REPORT ANY DISCREPANCIES TO ENGINEER & DESIGNER BEFORE PROCEEDING WITH THE WORKS.

DIMENSIONS ARE CLEAR TO THE FACE OF COLUMNS AND PARTITIONS UNLESS OTHERWISE INDICATED.

NO WORK MAY PROCEED UNTIL SEVEN K DESIGN LTD. STAMPED, SIGNED AND APPROVED DRAWINGS. THOSE DRAWINGS ARE TO BE AVAILABLE ON SITE UPON REQUEST.

ALL DRAWINGS, SPECIFICATIONS AND DETAILS REMAIN THE PROPERTY OF SEVEN K DESIGN LTD. AND MUST BE RETURNED AT THE COMPLETION OF ALL WORK.

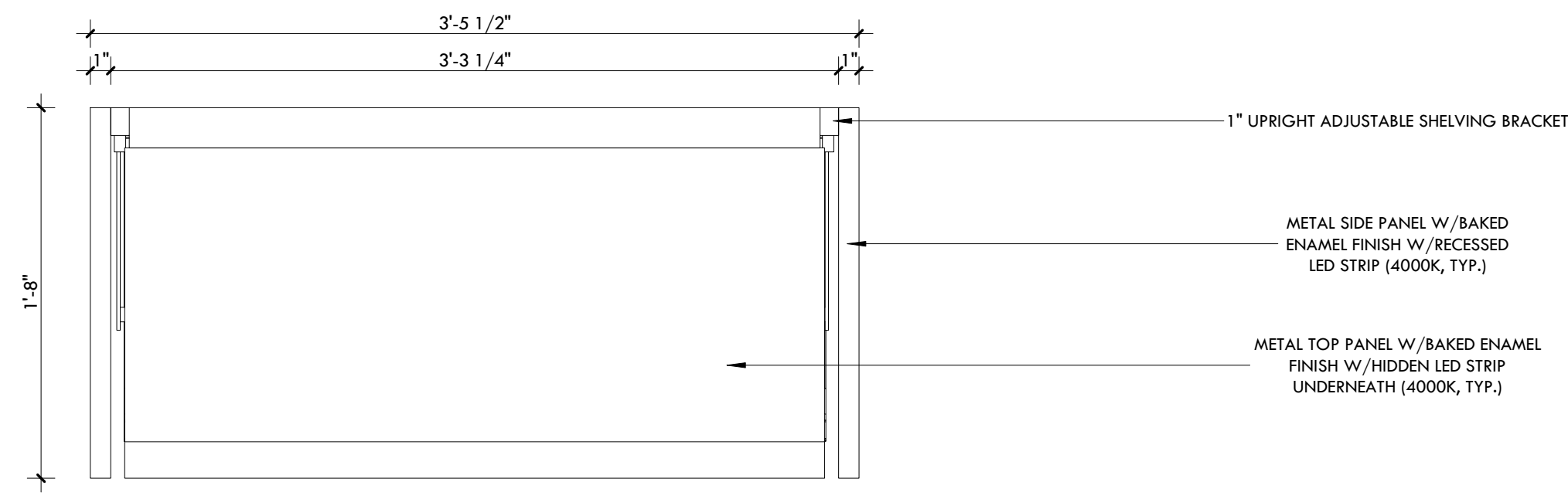
#	VERSION	DATE
3	UPDATE ACCESSORY WALL	01/19/2026
2	FINAL DESIGN SUBMISSION	12/15/2025
1	PRELIMINARY SUBMISSION	11/13/2025

Project Address
2450 Boul Laurier - CRU 022A [Place Ste-Foy - KIOKII AND...]


Drawing Name
Wall Shelf 'A' - Skincare 1

Project number: 25-142
 Date: NOV 2025
 Drawn by: MING
 Check by: FY
 Scale: 1 1/2" = 1'-0"

A6.1

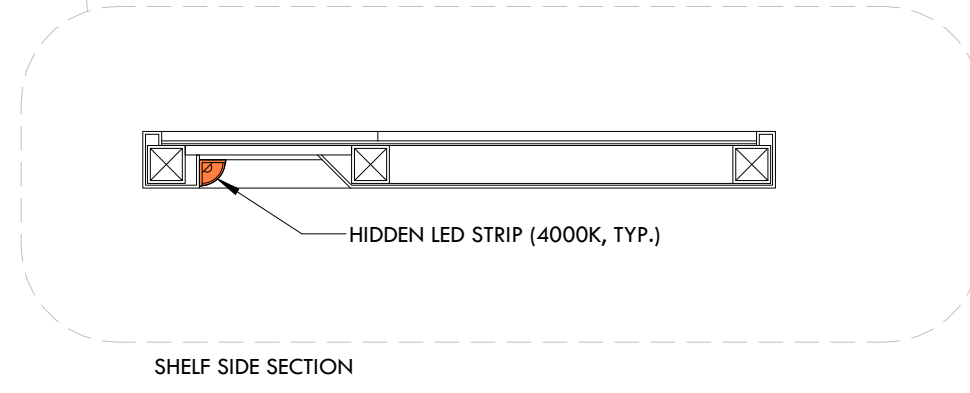


TOP VIEW (x8)

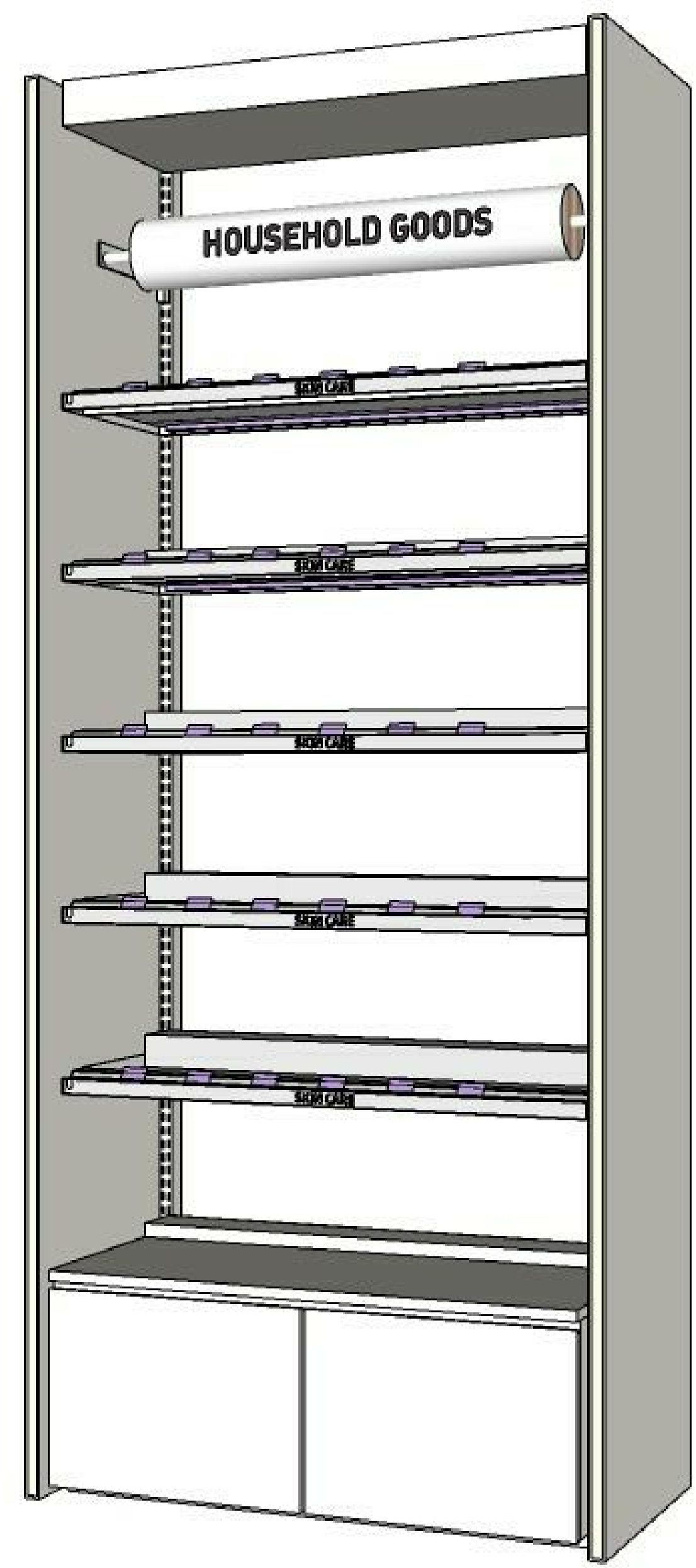


FRONT VIEW

SIDE VIEW



SHELF SIDE SECTION



3D IMAGE REFERENCE

7K Design Ltd.
 40 Vogell Road | Unit #5
 Richmond Hill, ON, Canada
 Info@sevenkdesign.com
 www.sevenkdesign.com
 +1 647.969.3918

CONSULTANTS

LEGEND

- EXISTING DOOR
- NEW DOOR
- EXISTING WALL TO REMAIN
- EXISTING WALL TO REMOVE
- PROPOSED WALL

GENERAL NOTES

DO NOT SCALE DRAWINGS. THE CONTRACTOR SHALL CHECK AND VERIFY ALL DIMENSIONS AND REPORT ANY DISCREPANCIES TO ENGINEER & DESIGNER BEFORE PROCEEDING WITH THE WORKS.

DIMENSIONS ARE CLEAR TO THE FACE OF COLUMNS AND PARTITIONS UNLESS OTHERWISE INDICATED.

NO WORK MAY PROCEED UNTIL SEVEN K DESIGN LTD. STAMPED, SIGNED AND APPROVED DRAWINGS, THOSE DRAWINGS ARE TO BE AVAILABLE ON SITE UPON REQUEST.

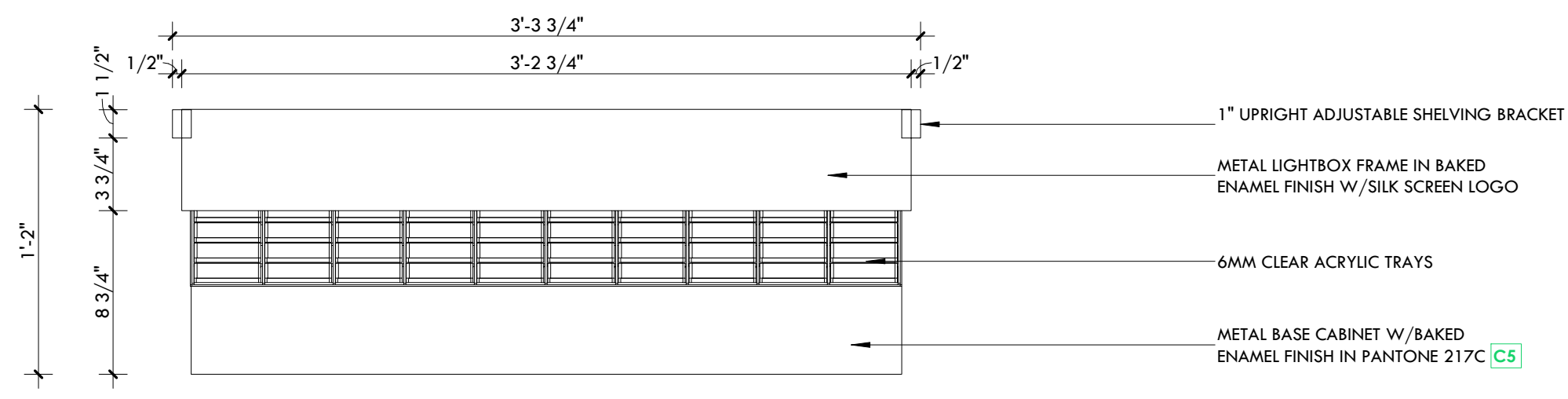
ALL DRAWINGS, SPECIFICATIONS AND DETAILS REMAIN THE PROPERTY OF SEVEN K DESIGN LTD. AND MUST BE RETURNED AT THE COMPLETION OF ALL WORK.

#	VERSION	DATE
3	UPDATE ACCESSORY WALL	01/19/2026
2	FINAL DESIGN SBUMISSION	12/15/2025
1	PRELIMINARY SUBMISSION	11/13/2025


Project Address
2450 Boul Laurier - CRU 022A [Place Ste-Foy - KIOKII AND...]

Drawing Name
Wall Shelf 'C' - Lifestyle Goods

Project number: 25-142
 Date: NOV 2025
 Drawn by: MING
 Check by: FY
 Scale: 1 1/2" = 1'-0"

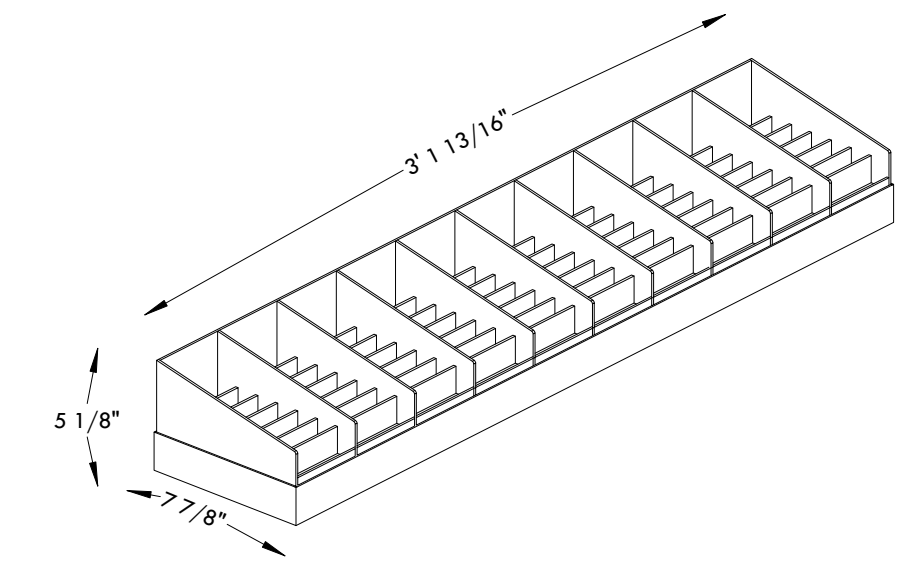


TOP VIEW (x3)



FRONT VIEW

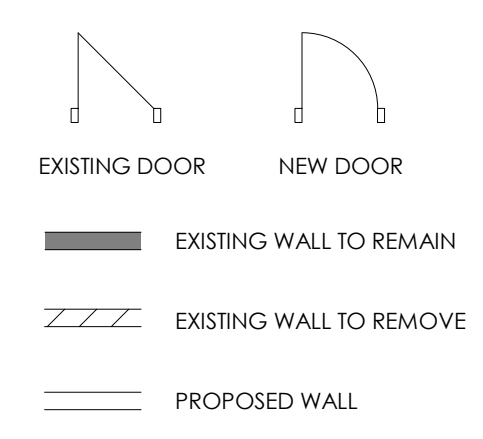
SIDE VIEW



3D IMAGE REFERENCE

CONSULTANTS

LEGEND



GENERAL NOTES

DO NOT SCALE DRAWINGS. THE CONTRACTOR SHALL CHECK AND VERIFY ALL DIMENSIONS AND REPORT ANY DISCREPANCIES TO ENGINEER & DESIGNER BEFORE PROCEEDING WITH THE WORKS.

DIMENSIONS ARE CLEAR TO THE FACE OF COLUMNS AND PARTITIONS UNLESS OTHERWISE INDICATED.

NO WORK MAY PROCEED UNTIL SEVEN K DESIGN LTD. STAMPED, SIGNED AND APPROVED DRAWINGS. THOSE DRAWINGS ARE TO BE AVAILABLE ON SITE UPON REQUEST.

ALL DRAWINGS, SPECIFICATIONS AND DETAILS REMAIN THE PROPERTY OF SEVEN K DESIGN LTD. AND MUST BE RETURNED AT THE COMPLETION OF ALL WORK.

#	VERSION	DATE
3	UPDATE ACCESSORY WALL	01/19/2026
2	FINAL DESIGN SBUMMISSION	12/15/2025
1	PRELIMINARY SUBMISSION	11/13/2025

Project Address

2450 Boul Laurier - CRU 022A [Place Ste-Foy - KIOKII AND...]

Drawing Name

Wall Shelf 'D' - Nails

Project number

25-142

Date

NOV 2025

Drawn by

MING

Check by

FY

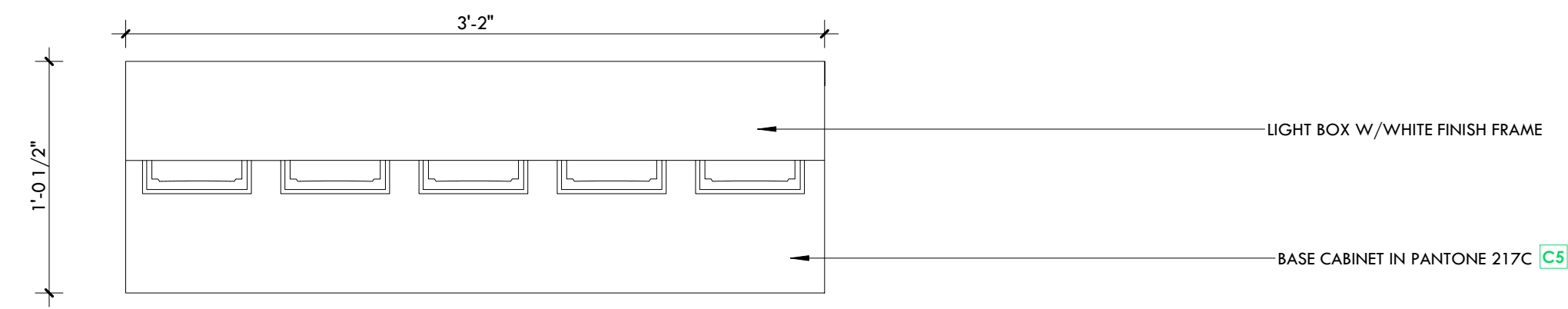
Scale

1 1/2" = 1'-0"




7K Design Ltd.
40 Vogell Road | Unit #5
Richmond Hill, ON, Canada
Info@sevenkdesign.com
www.sevenkdesign.com
+1 647.969.3918

A6.4

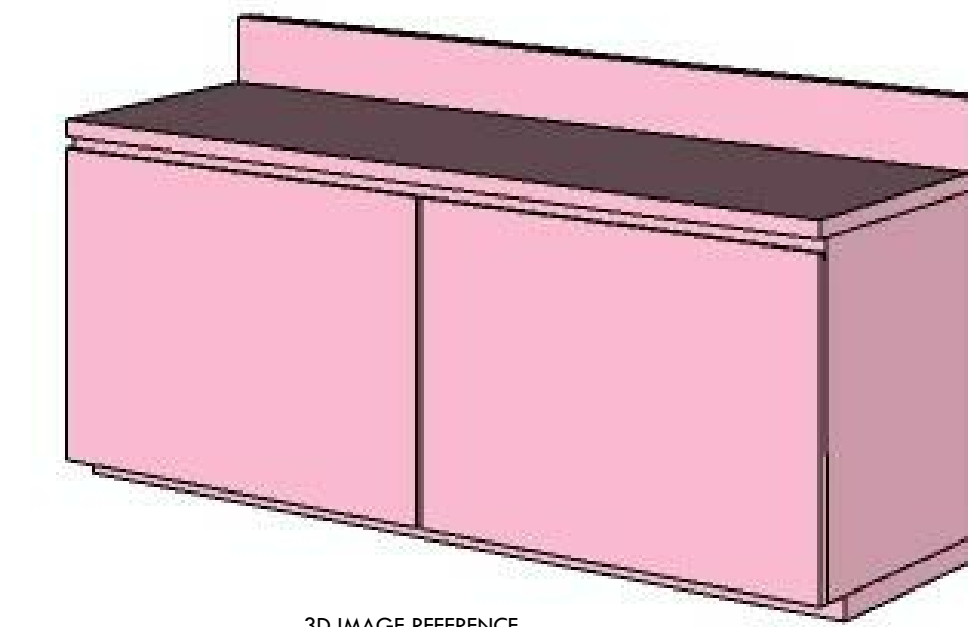
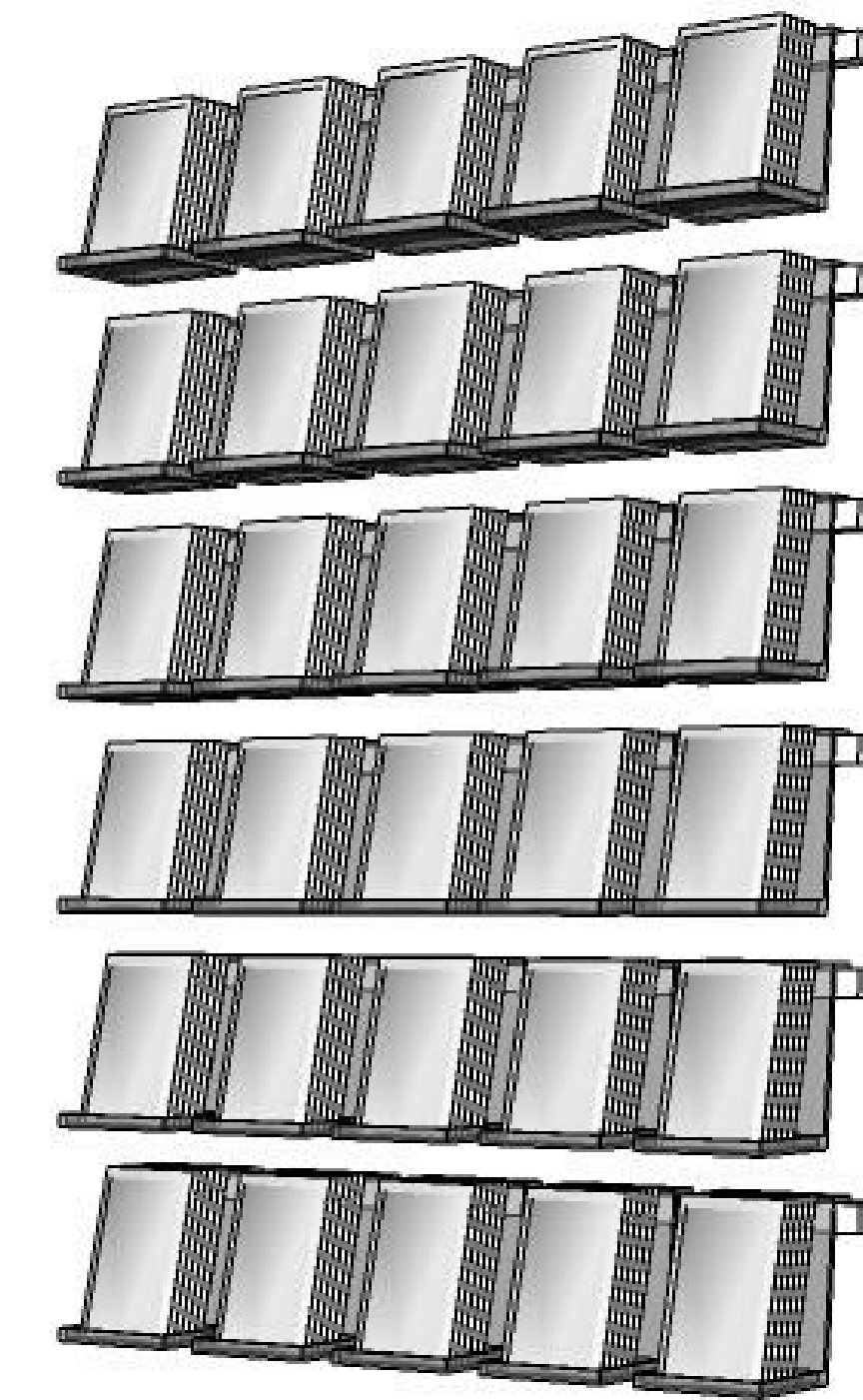


TOP VIEW (x3)

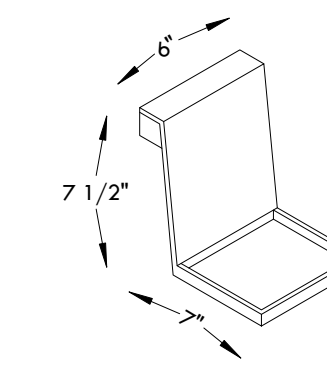


FRONT VIEW

SIDE VIEW



3D IMAGE REFERENCE



CONSULTANTS

LEGEND

- EXISTING DOOR
- NEW DOOR
- EXISTING WALL TO REMAIN
- EXISTING WALL TO REMOVE
- PROPOSED WALL

GENERAL NOTES

DO NOT SCALE DRAWINGS. THE CONTRACTOR SHALL CHECK AND VERIFY ALL DIMENSIONS AND REPORT ANY DISCREPANCIES TO ENGINEER & DESIGNER BEFORE PROCEEDING WITH THE WORKS.

DIMENSIONS ARE CLEAR TO THE FACE OF COLUMNS AND PARTITIONS UNLESS OTHERWISE INDICATED.

NO WORK MAY PROCEED UNTIL SEVEN K DESIGN LTD. STAMPED, SIGNED AND APPROVED DRAWINGS, THOSE DRAWINGS ARE TO BE AVAILABLE ON SITE UPON REQUEST.

ALL DRAWINGS, SPECIFICATIONS AND DETAILS REMAIN THE PROPERTY OF SEVEN K DESIGN LTD. AND MUST BE RETURNED AT THE COMPLETION OF ALL WORK.

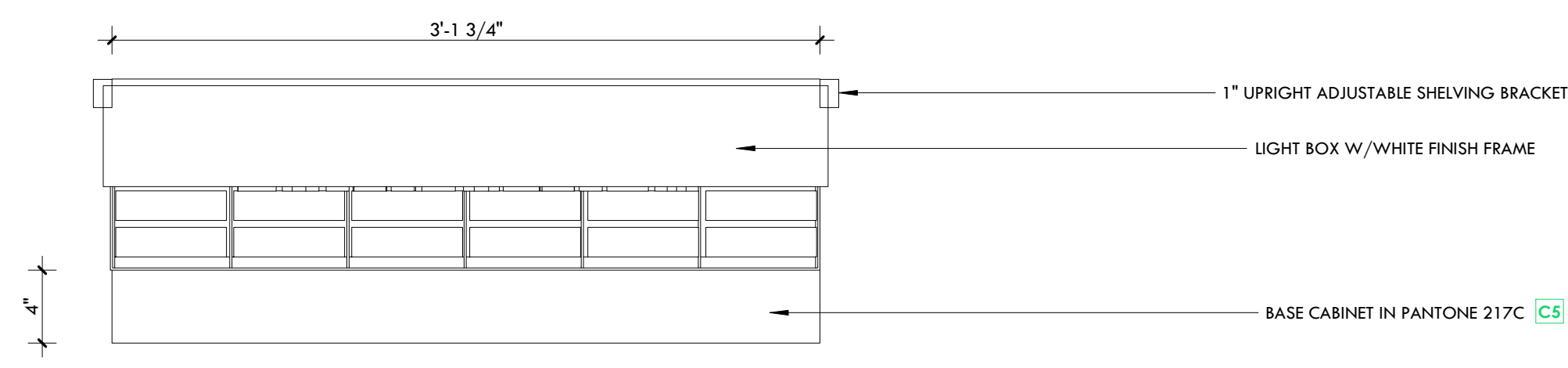
#	VERSION	DATE
3	UPDATE ACCESSORY WALL	01/19/2026
2	FINAL DESIGN SBUMMISSION	12/15/2025
1	PRELIMINARY SUBMISSION	11/13/2025

Project Address
2450 Boul Laurier - CRU 022A [Place Ste-Foy - KIOKII AND...]

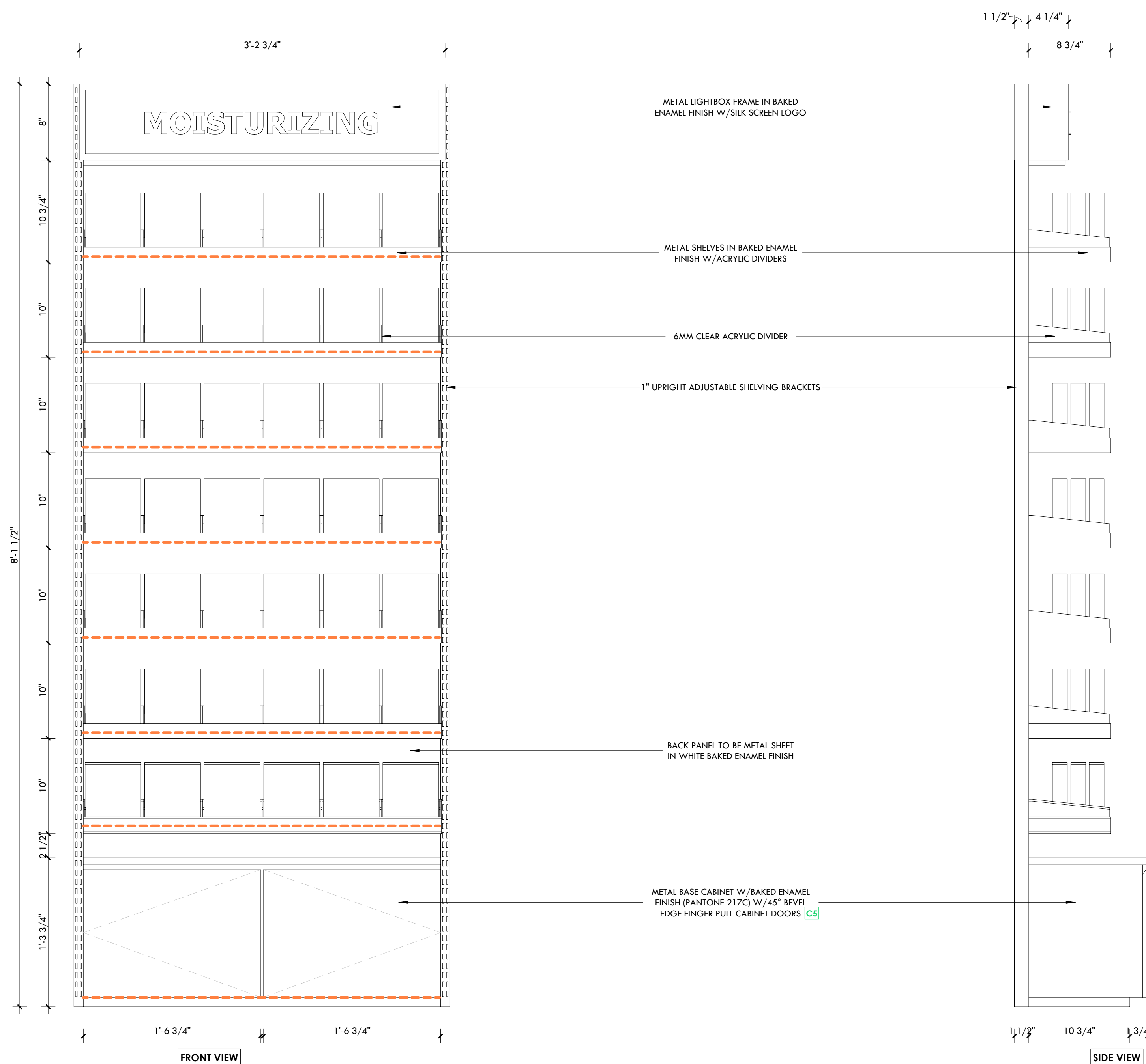
Drawing Name
Wall Shelf 'E' - Mask 1

Project number: 25-142
 Date: NOV 2025
 Drawn by: MING
 Check by: FY
 Scale: 1 1/2" = 1'-0"

A6.5

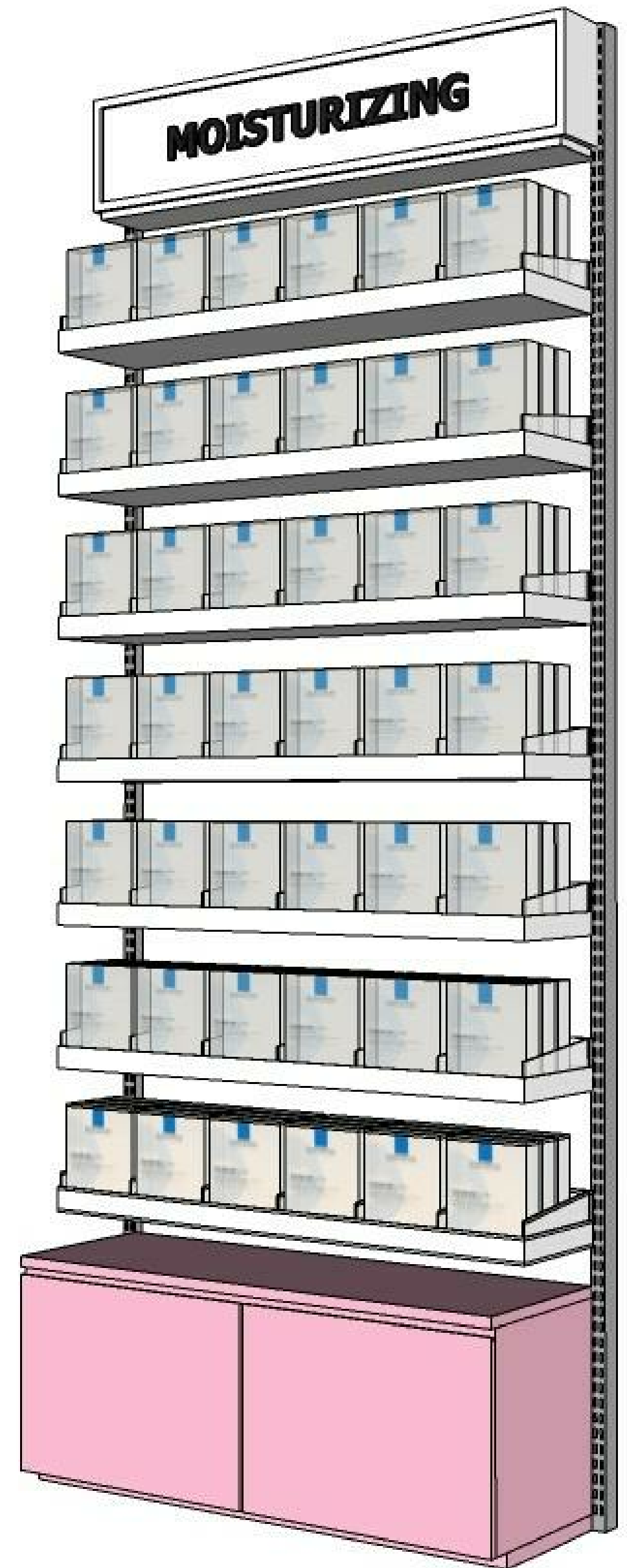


TOP VIEW (x3)

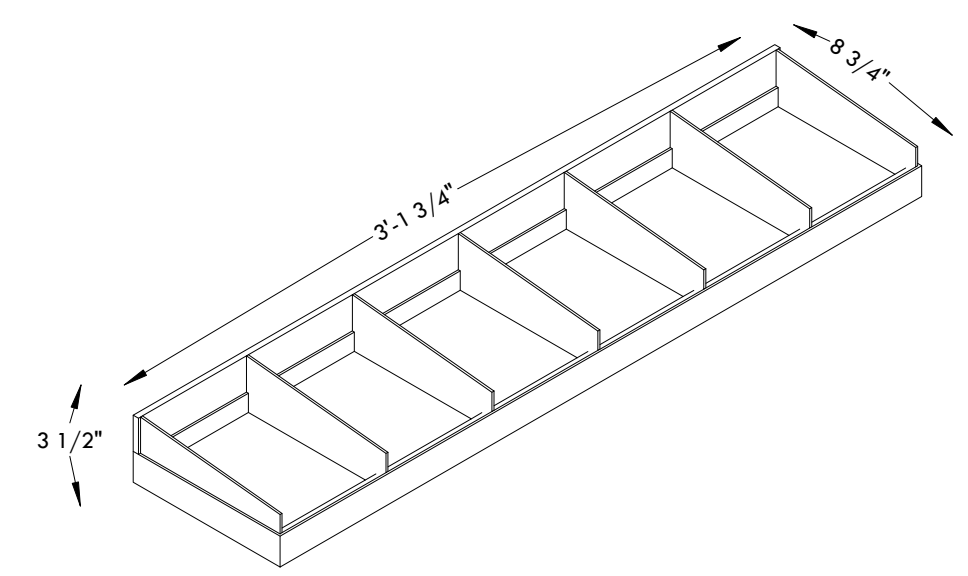


FRONT VIEW

SIDE VIEW



3D IMAGE REFERENCE



CONSULTANTS

LEGEND

- EXISTING DOOR
- NEW DOOR
- EXISTING WALL TO REMAIN
- EXISTING WALL TO REMOVE
- PROPOSED WALL

GENERAL NOTES

DO NOT SCALE DRAWINGS. THE CONTRACTOR SHALL CHECK AND VERIFY ALL DIMENSIONS AND REPORT ANY DISCREPANCIES TO ENGINEER & DESIGNER BEFORE PROCEEDING WITH THE WORKS.

DIMENSIONS ARE CLEAR TO THE FACE OF COLUMNS AND PARTITIONS UNLESS OTHERWISE INDICATED.

NO WORK MAY PROCEED UNTIL SEVEN K DESIGN LTD. STAMPED, SIGNED AND APPROVED DRAWINGS. THOSE DRAWINGS ARE TO BE AVAILABLE ON SITE UPON REQUEST.

ALL DRAWINGS, SPECIFICATIONS AND DETAILS REMAIN THE PROPERTY OF SEVEN K DESIGN LTD. AND MUST BE RETURNED AT THE COMPLETION OF ALL WORK.

#	VERSION	DATE
3	UPDATE ACCESSORY WALL	01/19/2026
2	FINAL DESIGN SBUMISSION	12/15/2025
1	PRELIMINARY SUBMISSION	11/13/2025

Project Address

2450 Boul Laurier - CRU 022A [Place Ste-Foy - KIOKII AND...]

Drawing Name

Wall Shelf 'F' - Mask 2

Project number

25-142

Date

NOV 2025

Drawn by

MING

Check by

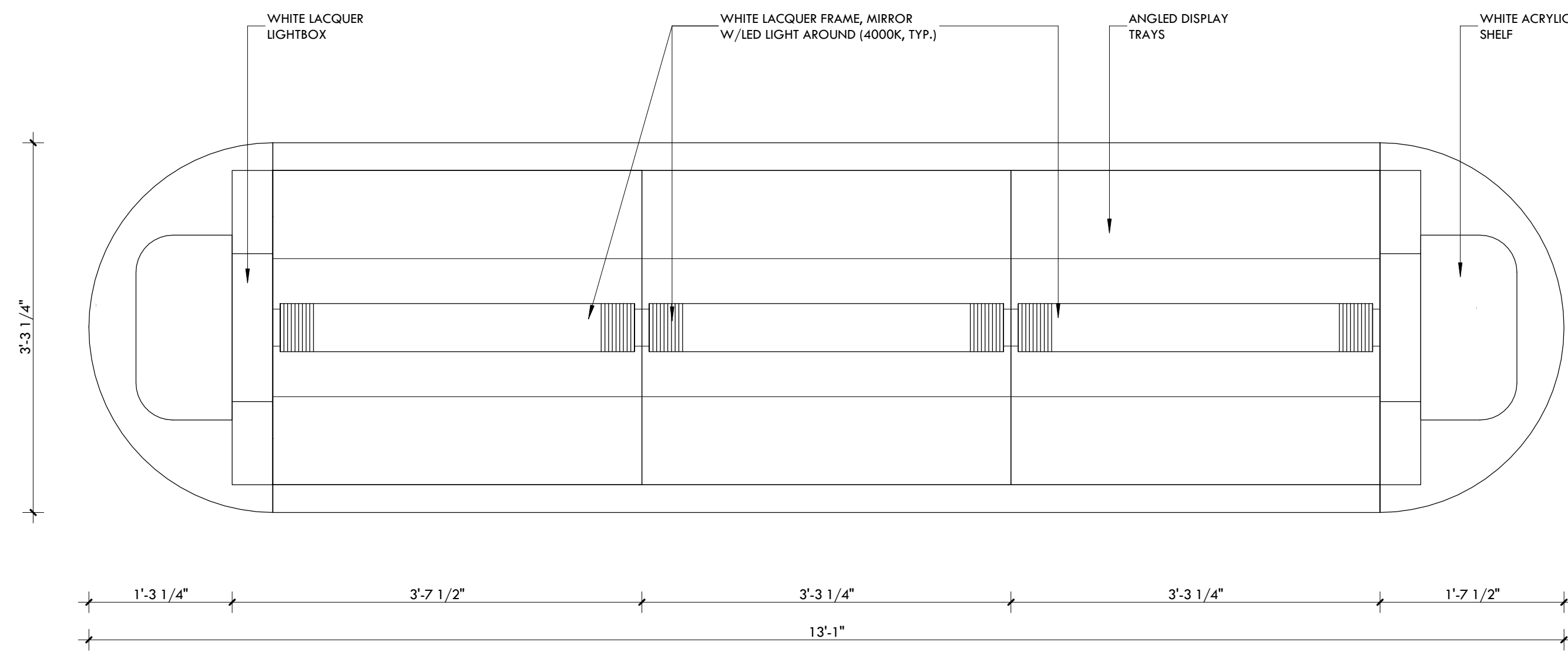
FY

Scale

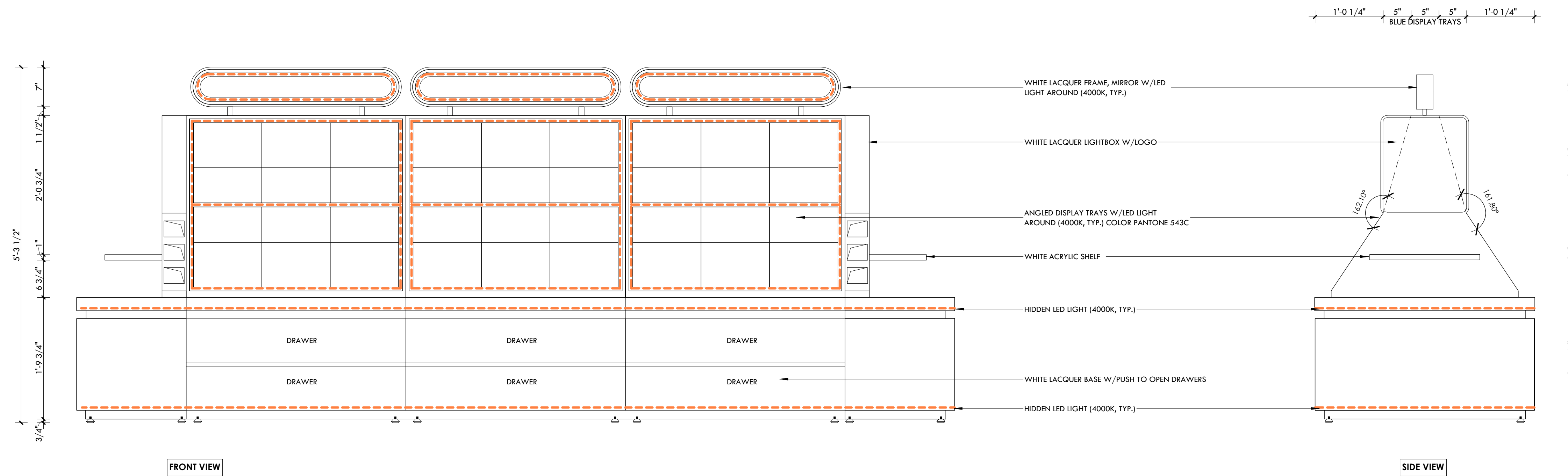
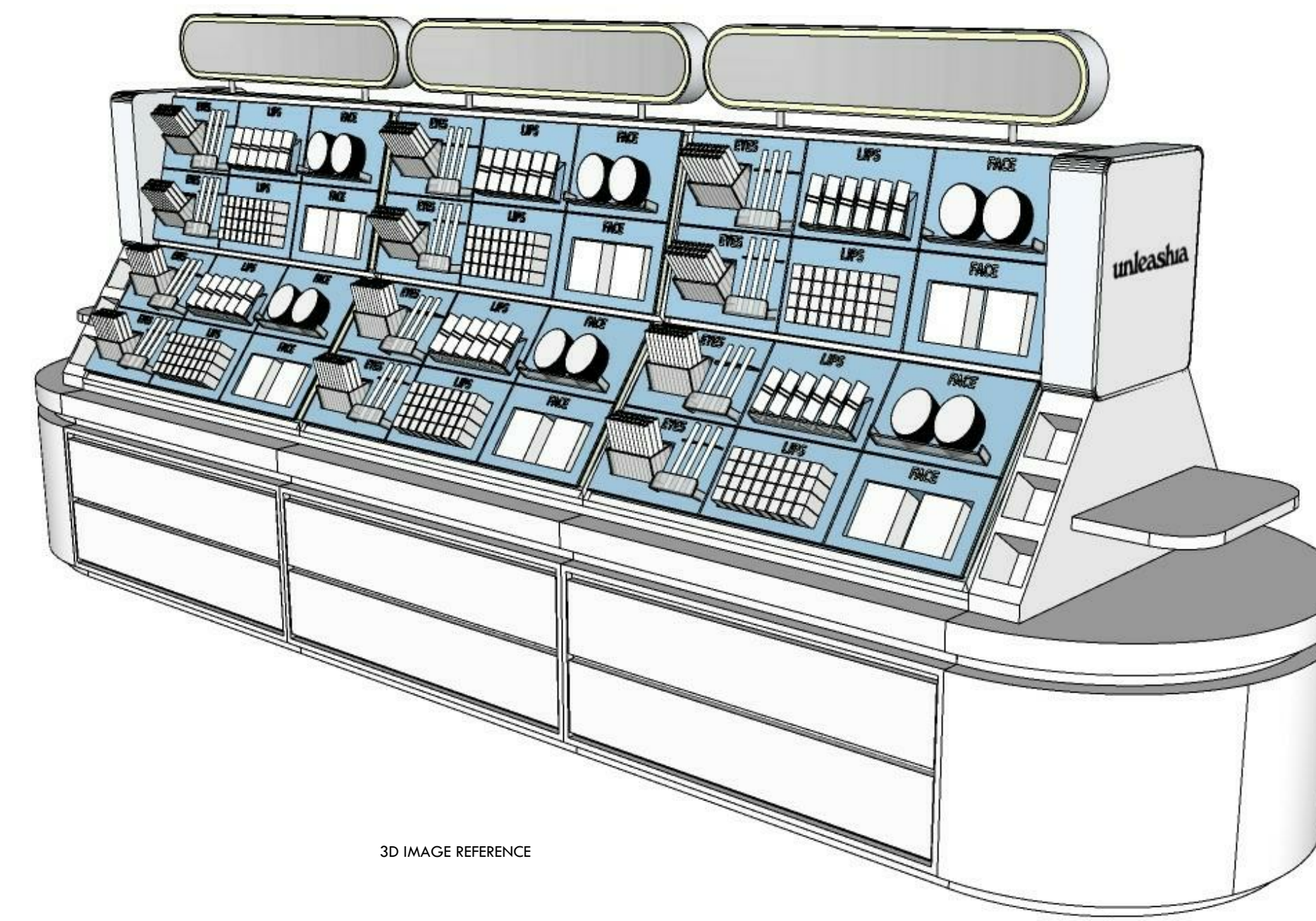
1 1/2" = 1'-0"

7K Design Ltd.
40 Vogell Road | Unit #5
Richmond Hill, ON, Canada
Info@sevenkdesign.com
www.sevenkdesign.com
+1 647.969.3918

A6.6



TOP VIEW (x3)



FRONT VIEW

SIDE VIEW



7K Design Ltd.
40 Vogell Road | Unit #5
Richmond Hill, ON, Canada
Info@sevenkdesign.com
www.sevenkdesign.com
+1 647.969.3918

CONSULTANTS

LEGEND

- EXISTING DOOR
- NEW DOOR
- EXISTING WALL TO REMAIN
- EXISTING WALL TO REMOVE
- PROPOSED WALL

GENERAL NOTES

DO NOT SCALE DRAWINGS. THE CONTRACTOR SHALL CHECK AND VERIFY ALL DIMENSIONS AND REPORT ANY DISCREPANCIES TO ENGINEER & DESIGNER BEFORE PROCEEDING WITH THE WORKS.

DIMENSIONS ARE CLEAR TO THE FACE OF COLUMNS AND PARTITIONS UNLESS OTHERWISE INDICATED.

NO WORK MAY PROCEED UNTIL SEVEN K DESIGN LTD. STAMPED, SIGNED AND APPROVED DRAWINGS. THOSE DRAWINGS ARE TO BE AVAILABLE ON SITE UPON REQUEST.

ALL DRAWINGS, SPECIFICATIONS AND DETAILS REMAIN THE PROPERTY OF SEVEN K DESIGN LTD. AND MUST BE RETURNED AT THE COMPLETION OF ALL WORK.

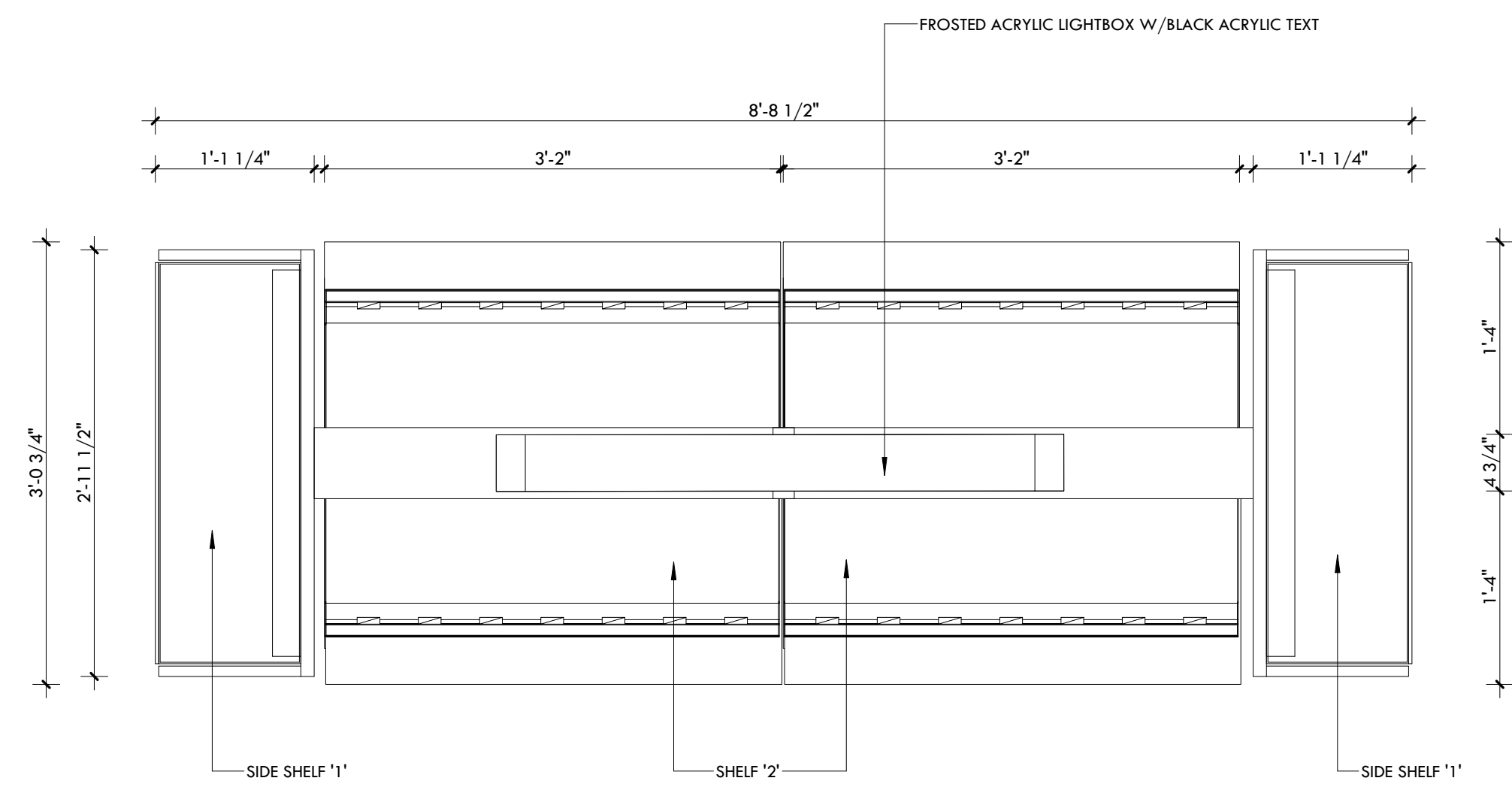
#	VERSION	DATE
3	UPDATE ACCESSORY WALL	01/19/2026
2	FINAL DESIGN SUBMISSION	12/15/2025
1	PRELIMINARY SUBMISSION	11/13/2025

Project Address
2450 Boul Laurier - CRU 022A [Place Ste-Foy - KIOKII AND...]

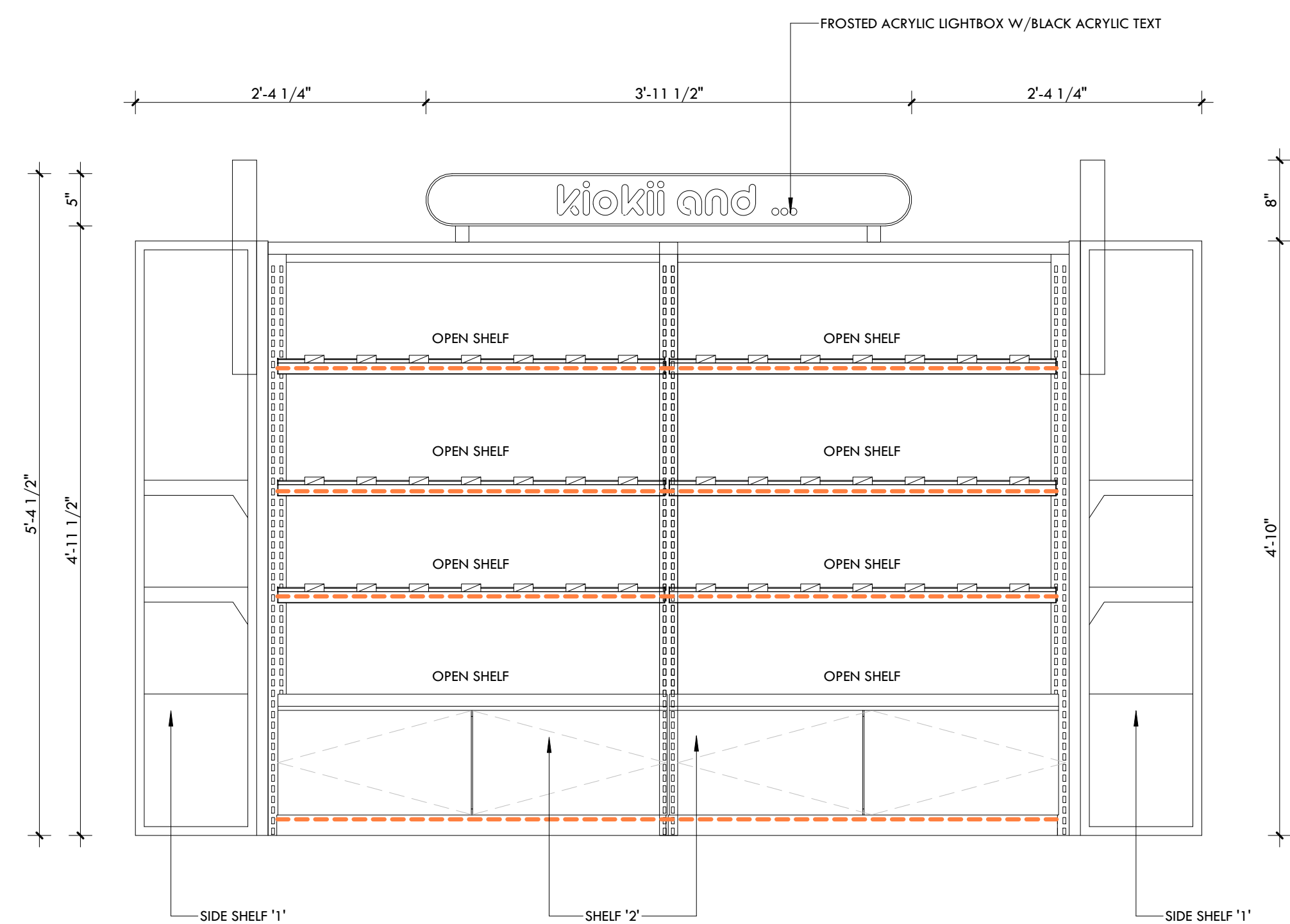
Drawing Name
Make-Up Table

Project number 25-142
Date NOV 2025
Drawn by MING
Check by FY
Scale 1" = 1'-0"

A6.7



DISPLAY SHELF 'A' - TOP VIEW (x2)



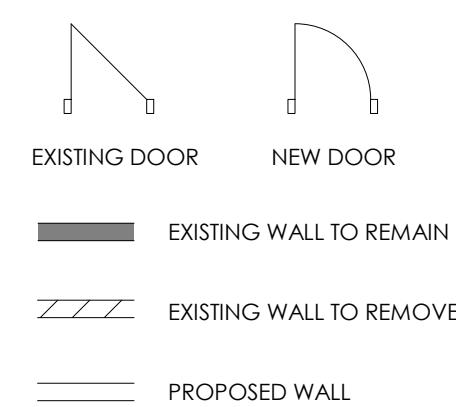
FRONT VIEW



3D IMAGE REFERENCE

CONSULTANTS

LEGEND



GENERAL NOTES

DO NOT SCALE DRAWINGS. THE CONTRACTOR SHALL CHECK AND VERIFY ALL DIMENSIONS AND REPORT ANY DISCREPANCIES TO ENGINEER & DESIGNER BEFORE PROCEEDING WITH THE WORKS.
 DIMENSIONS ARE CLEAR TO THE FACE OF COLUMNS AND PARTITIONS UNLESS OTHERWISE INDICATED.
 NO WORK MAY PROCEED UNTIL SEVEN K DESIGN LTD. STAMPED, SIGNED AND APPROVED DRAWINGS. THOSE DRAWINGS ARE TO BE AVAILABLE ON SITE UPON REQUEST.
 ALL DRAWINGS, SPECIFICATIONS AND DETAILS REMAIN THE PROPERTY OF SEVEN K DESIGN LTD. AND MUST BE RETURNED AT THE COMPLETION OF ALL WORK.

#	VERSION	DATE
3	UPDATE ACCESSORY WALL	01/19/2026
2	FINAL DESIGN SBUMISSION	12/15/2025
1	PRELIMINARY SUBMISSION	11/13/2025

Project Address

2450 Boul Laurier - CRU 022A [Place Ste-Foy - KIOKII AND...]

Drawing Name

Display Shelf 'A'

Project number

25-142

Date

NOV 2025

Drawn by

MING

Check by

FY

Scale

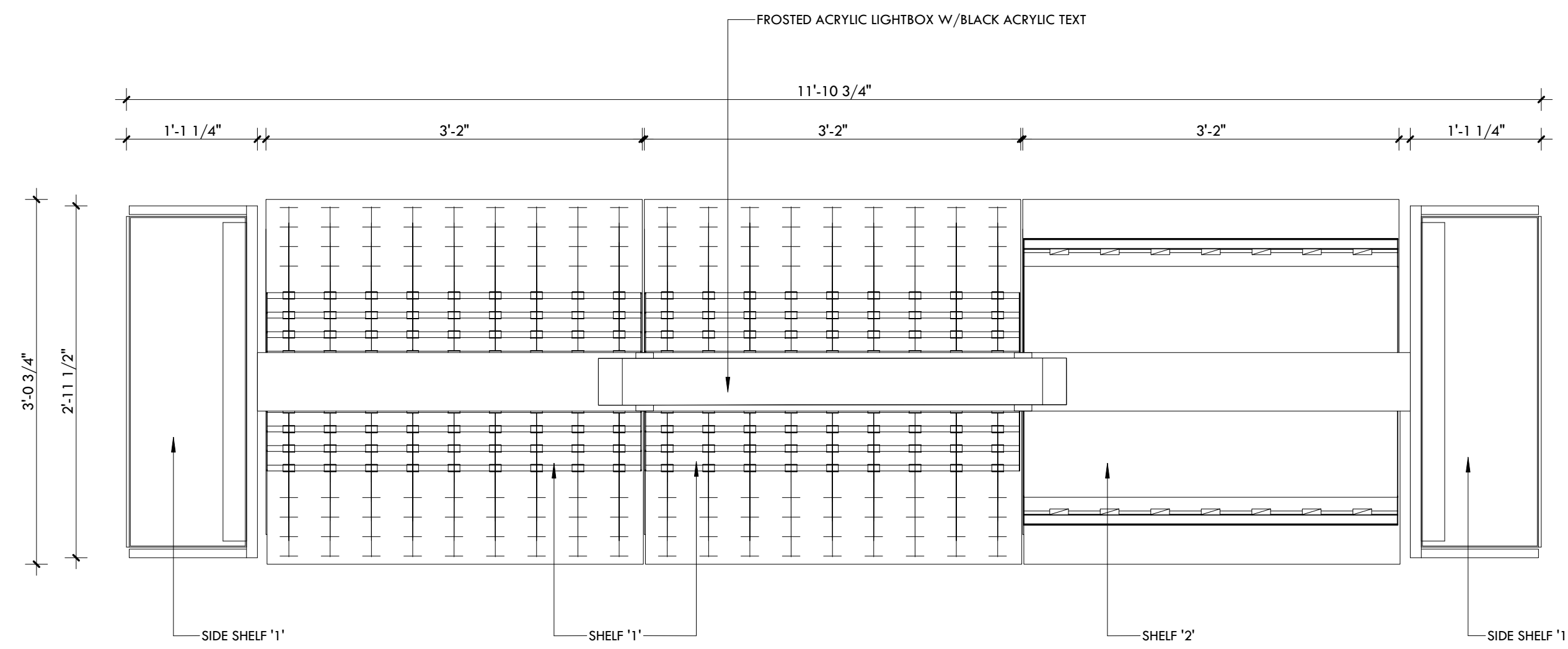
1" = 1'-0"



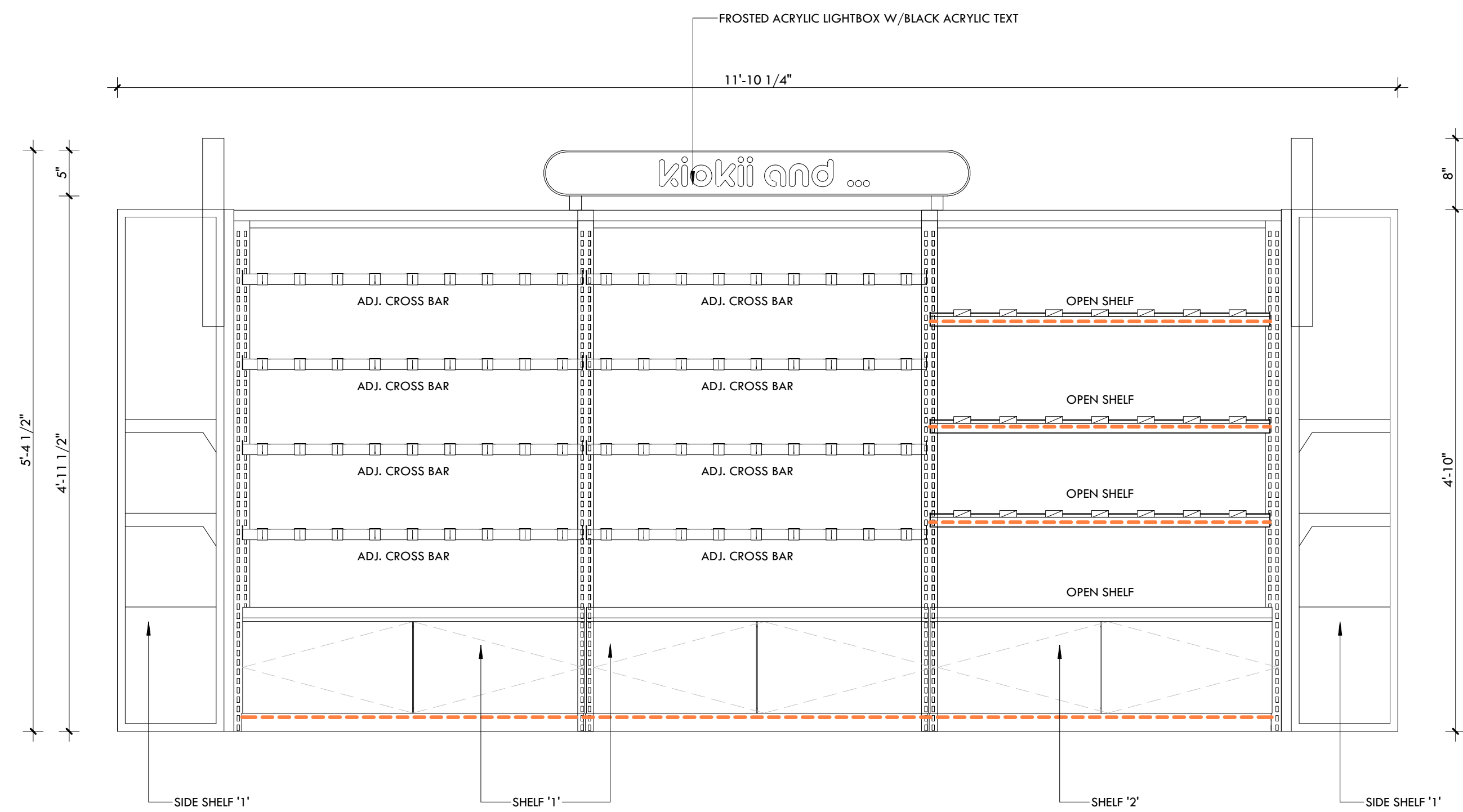
7K Design Ltd.

40 Vogell Road | Unit #5
 Richmond Hill, ON, Canada
 Info@sevenkdesign.com
 www.sevenkdesign.com
 +1 647.969.3918

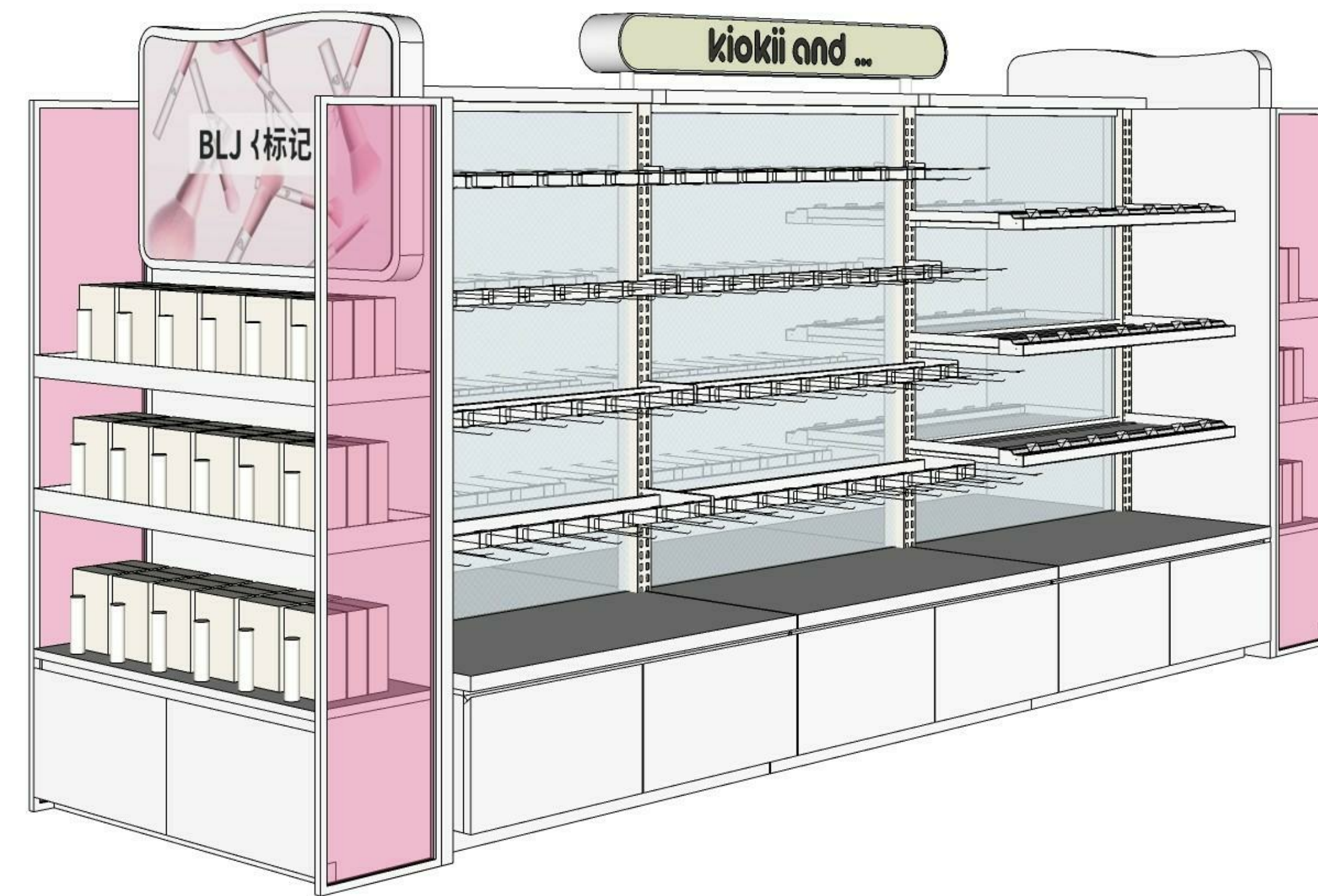
A6.8



DISPLAY SHELF 'B' - TOP VIEW (x2)



FRONT VIEW



3D IMAGE REFERENCE



7K Design Ltd.
 40 Vogell Road | Unit #5
 Richmond Hill, ON, Canada
 Info@sevenkdesign.com
 www.sevenkdesign.com
 +1 647.969.3918

CONSULTANTS

LEGEND

- EXISTING DOOR
- NEW DOOR
- EXISTING WALL TO REMAIN
- EXISTING WALL TO REMOVE
- PROPOSED WALL

GENERAL NOTES

DO NOT SCALE DRAWINGS. THE CONTRACTOR SHALL CHECK AND VERIFY ALL DIMENSIONS AND REPORT ANY DISCREPANCIES TO ENGINEER & DESIGNER BEFORE PROCEEDING WITH THE WORKS.

DIMENSIONS ARE CLEAR TO THE FACE OF COLUMNS AND PARTITIONS UNLESS OTHERWISE INDICATED.

NO WORK MAY PROCEED UNTIL SEVEN K DESIGN LTD. STAMPED, SIGNED AND APPROVED DRAWINGS. THOSE DRAWINGS ARE TO BE AVAILABLE ON SITE UPON REQUEST.

ALL DRAWINGS, SPECIFICATIONS AND DETAILS REMAIN THE PROPERTY OF SEVEN K DESIGN LTD. AND MUST BE RETURNED AT THE COMPLETION OF ALL WORK.

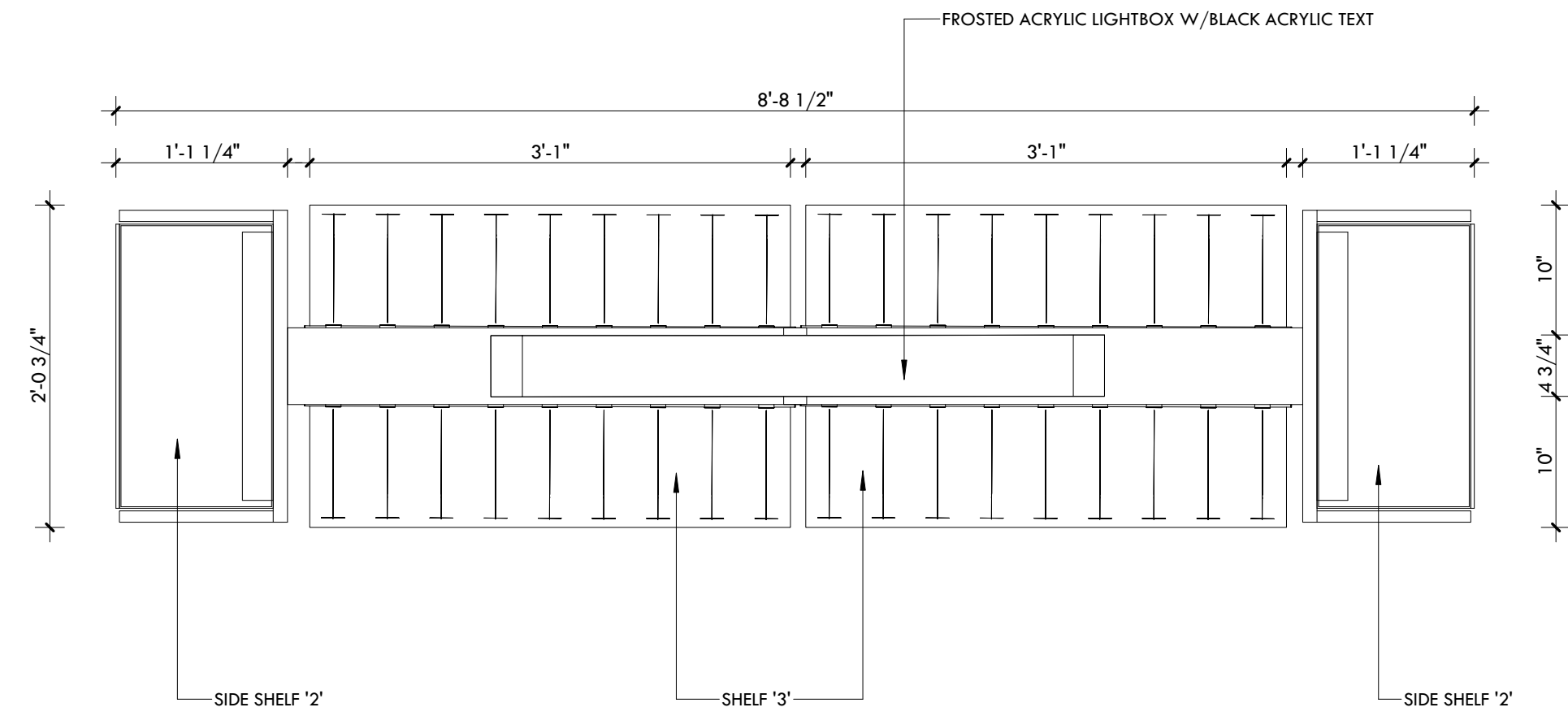
#	VERSION	DATE
3	UPDATE ACCESSORY WALL	01/19/2026
2	FINAL DESIGN SUBMISSION	12/15/2025
1	PRELIMINARY SUBMISSION	11/13/2025

Project Address
2450 Boul Laurier - CRU 022A [Place Ste-Foy - KIOKII AND...]

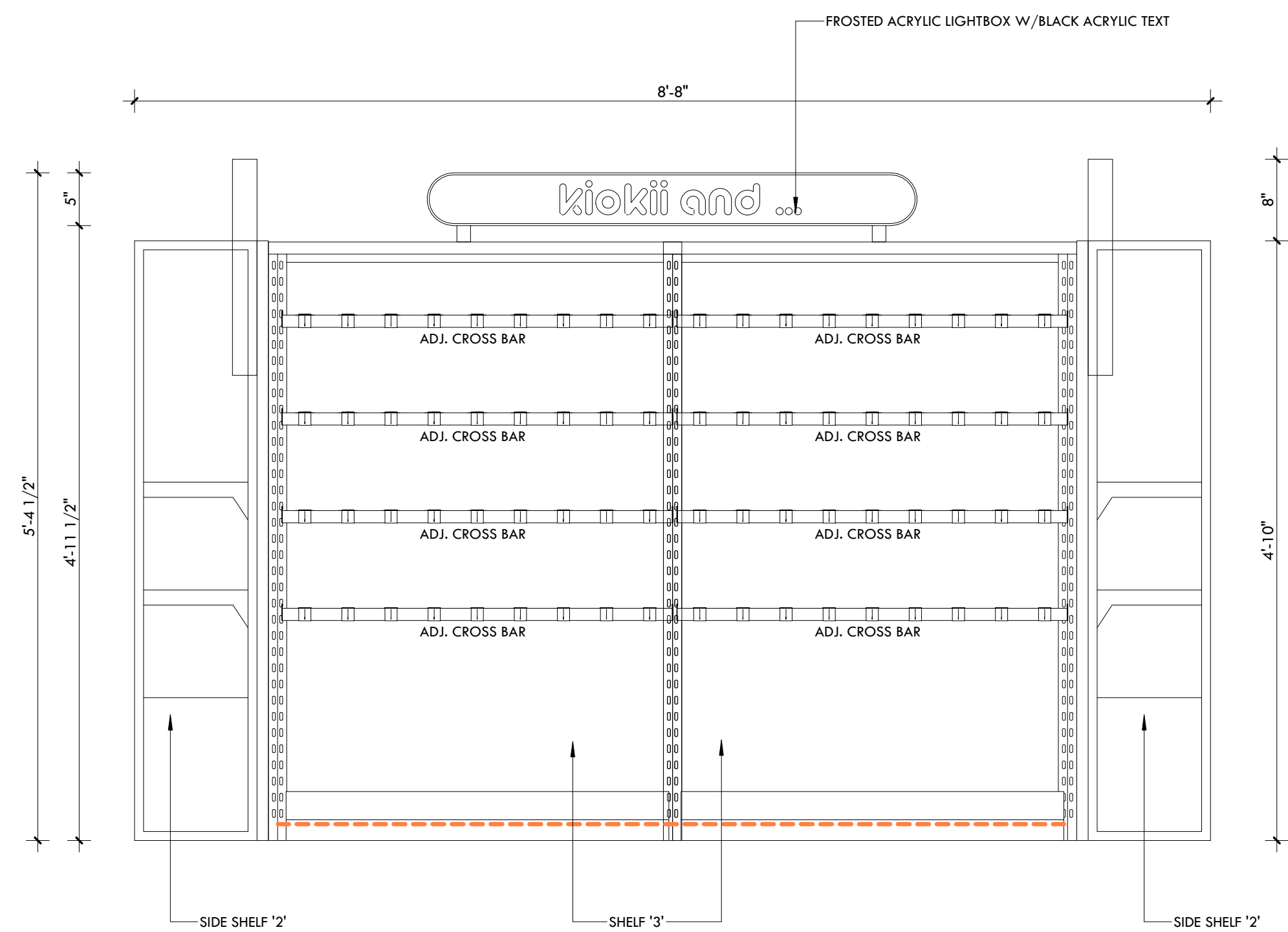
Drawing Name
Display Shelf 'B'

Project number 25-142
 Date NOV 2025
 Drawn by MING
 Check by FY
 Scale 1" = 1'-0"

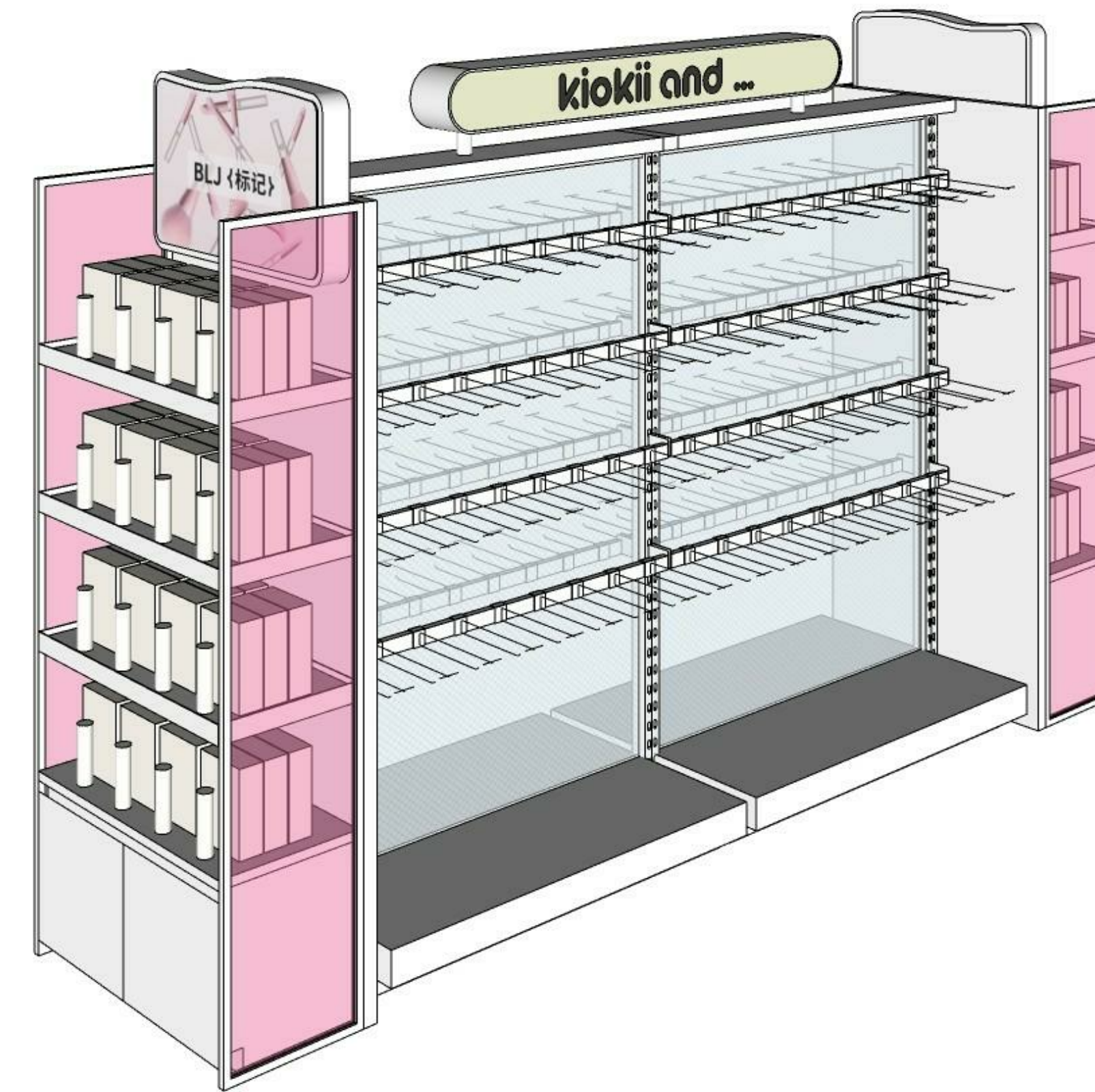
A6.9



DISPLAY SHELF 'C' - TOP VIEW



FRONT VIEW



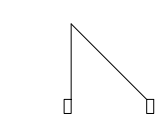
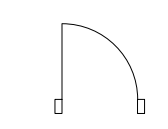



3D IMAGE REFERENCE



7K Design Ltd.
 40 Vogell Road | Unit #5
 Richmond Hill, ON, Canada
 Info@sevenkdesign.com
 www.sevenkdesign.com
 +1 647.969.3918

CONSULTANTS

LEGEND

-  EXISTING DOOR
-  NEW DOOR
-  EXISTING WALL TO REMAIN
-  EXISTING WALL TO REMOVE
-  PROPOSED WALL

GENERAL NOTES

DO NOT SCALE DRAWINGS. THE CONTRACTOR SHALL CHECK AND VERIFY ALL DIMENSIONS AND REPORT ANY DISCREPANCIES TO ENGINEER & DESIGNER BEFORE PROCEEDING WITH THE WORKS.

DIMENSIONS ARE CLEAR TO THE FACE OF COLUMNS AND PARTITIONS UNLESS OTHERWISE INDICATED.

NO WORK MAY PROCEED UNTIL SEVEN K DESIGN LTD. STAMPED, SIGNED AND APPROVED DRAWINGS, THOSE DRAWINGS ARE TO BE AVAILABLE ON SITE UPON REQUEST.

ALL DRAWINGS, SPECIFICATIONS AND DETAILS REMAIN THE PROPERTY OF SEVEN K DESIGN LTD. AND MUST BE RETURNED AT THE COMPLETION OF ALL WORK.

#	VERSION	DATE
3	UPDATE ACCESSORY WALL	01/19/2026
2	FINAL DESIGN SUBMISSION	12/15/2025
1	PRELIMINARY SUBMISSION	11/13/2025

Project Address

2450 Boul Laurier - CRU 022A [Place Ste-Foy - KIOKII AND...]

Drawing Name

Display Shelf 'C'

Project number

25-142

Date

NOV 2025

Drawn by

MING

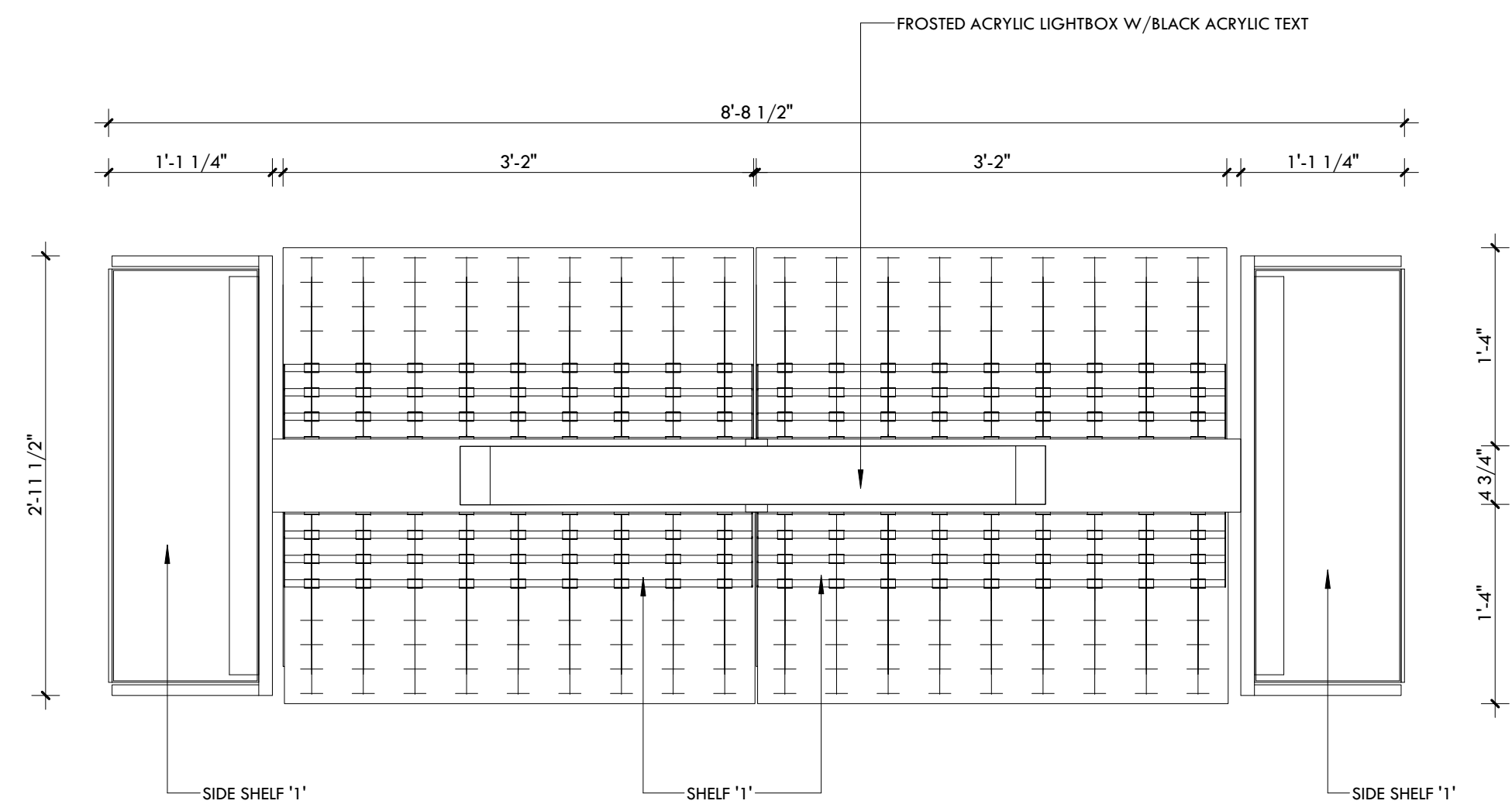
Check by

FY

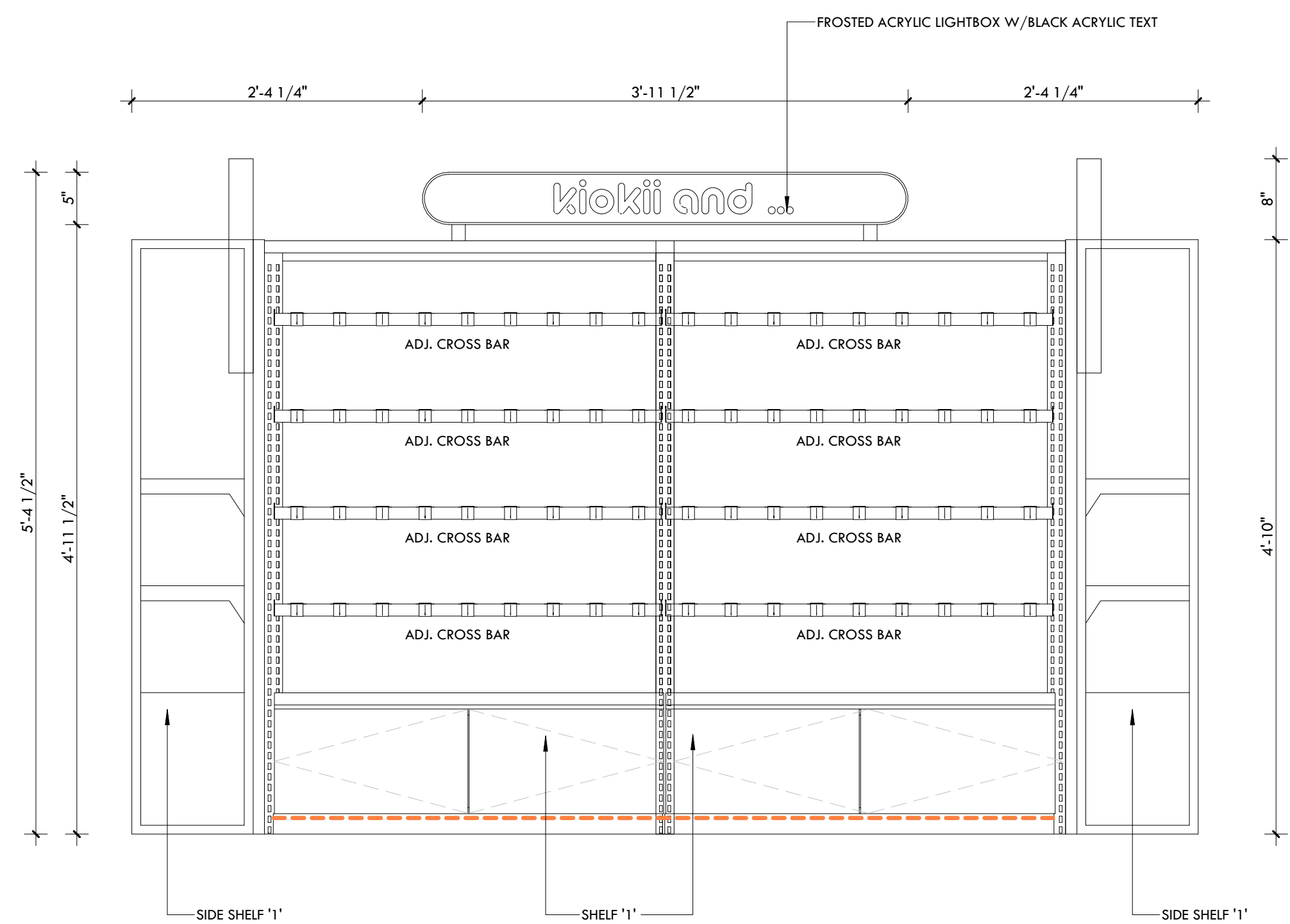
Scale

1" = 1'-0"

A6.10



DISPLAY SHELF 'D' - TOP VIEW



FRONT VIEW



3D IMAGE REFERENCE



7K Design Ltd.
40 Vogell Road | Unit #5
Richmond Hill, ON, Canada
Info@sevenkdesign.com
www.sevenkdesign.com
+1 647.969.3918

CONSULTANTS

LEGEND

- EXISTING DOOR
- NEW DOOR
- EXISTING WALL TO REMAIN
- EXISTING WALL TO REMOVE
- PROPOSED WALL

GENERAL NOTES

DO NOT SCALE DRAWINGS. THE CONTRACTOR SHALL CHECK AND VERIFY ALL DIMENSIONS AND REPORT ANY DISCREPANCIES TO ENGINEER & DESIGNER BEFORE PROCEEDING WITH THE WORKS.

DIMENSIONS ARE CLEAR TO THE FACE OF COLUMNS AND PARTITIONS UNLESS OTHERWISE INDICATED.

NO WORK MAY PROCEED UNTIL SEVEN K DESIGN LTD. STAMPED, SIGNED AND APPROVED DRAWINGS, THOSE DRAWINGS ARE TO BE AVAILABLE ON SITE UPON REQUEST.

ALL DRAWINGS, SPECIFICATIONS AND DETAILS REMAIN THE PROPERTY OF SEVEN K DESIGN LTD. AND MUST BE RETURNED AT THE COMPLETION OF ALL WORK.

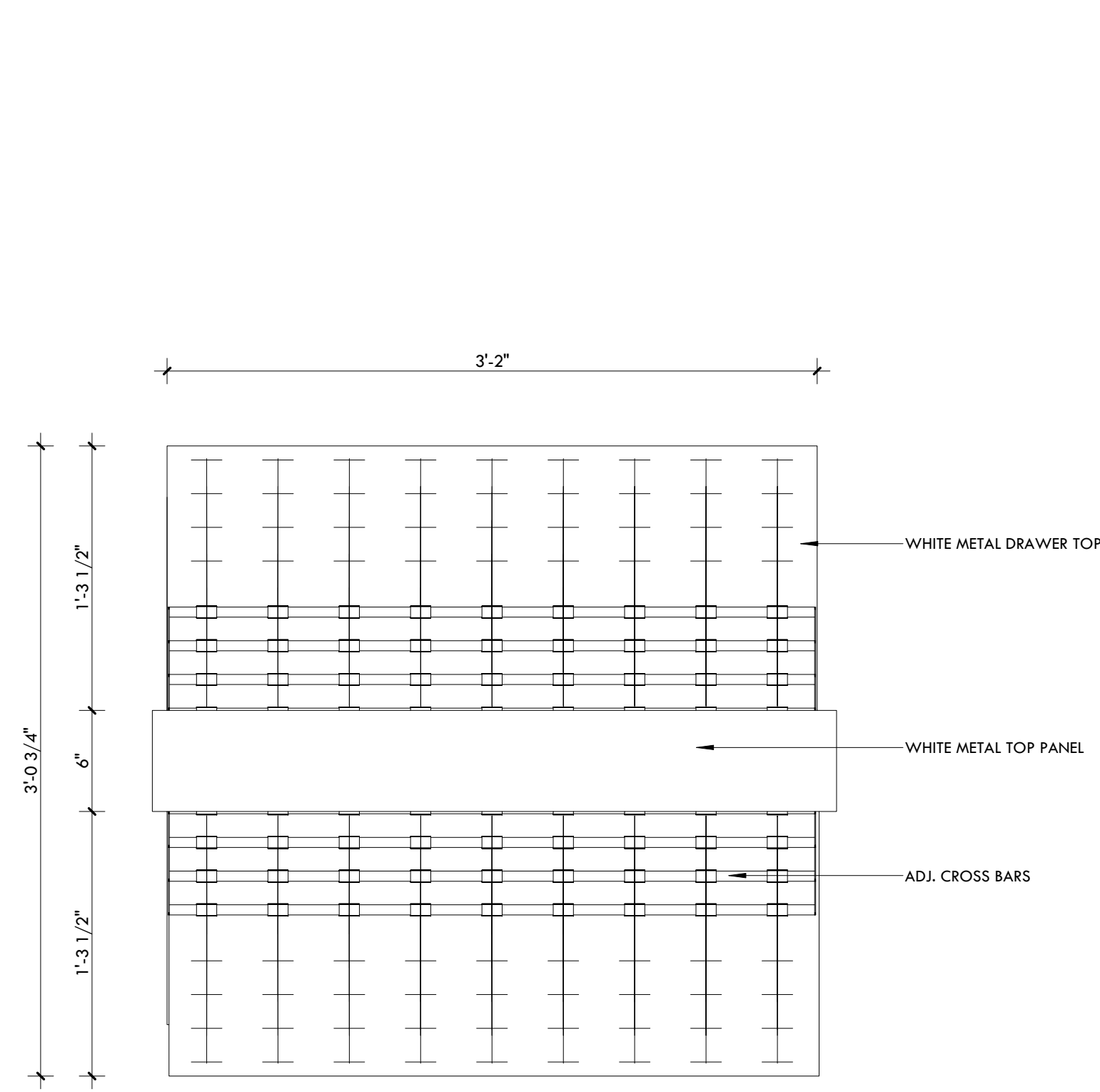
#	VERSION	DATE
3	UPDATE ACCESSORY WALL	01/19/2026
2	FINAL DESIGN SUBMISSION	12/15/2025
1	PRELIMINARY SUBMISSION	11/13/2025

Project Address
2450 Boul Laurier - CRU 022A [Place Ste-Foy - KIOKII AND...]

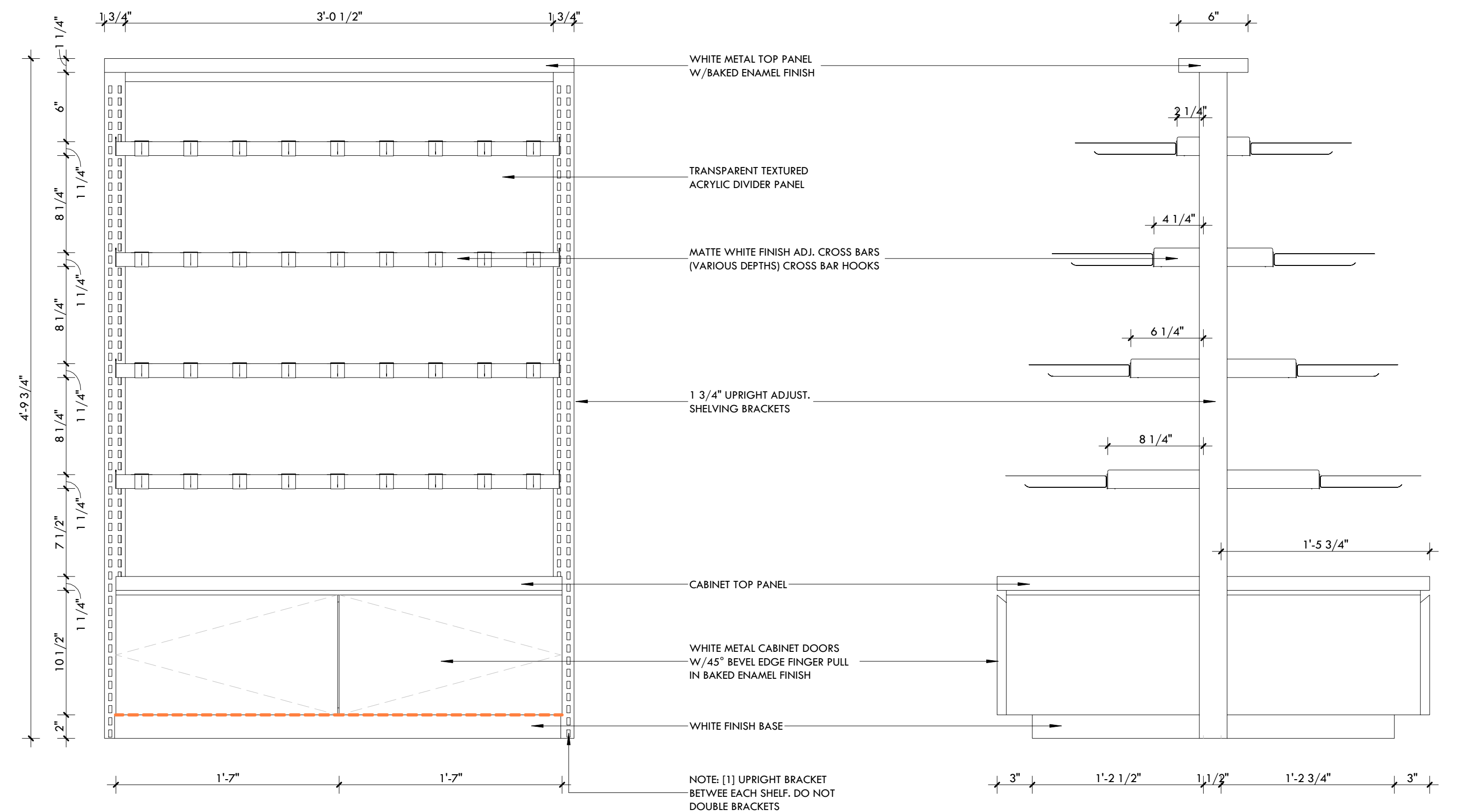
Drawing Name
Display Shelf 'D'

Project number 25-142
Date NOV 2025
Drawn by MING
Check by FY
Scale 1" = 1'-0"

A6.11

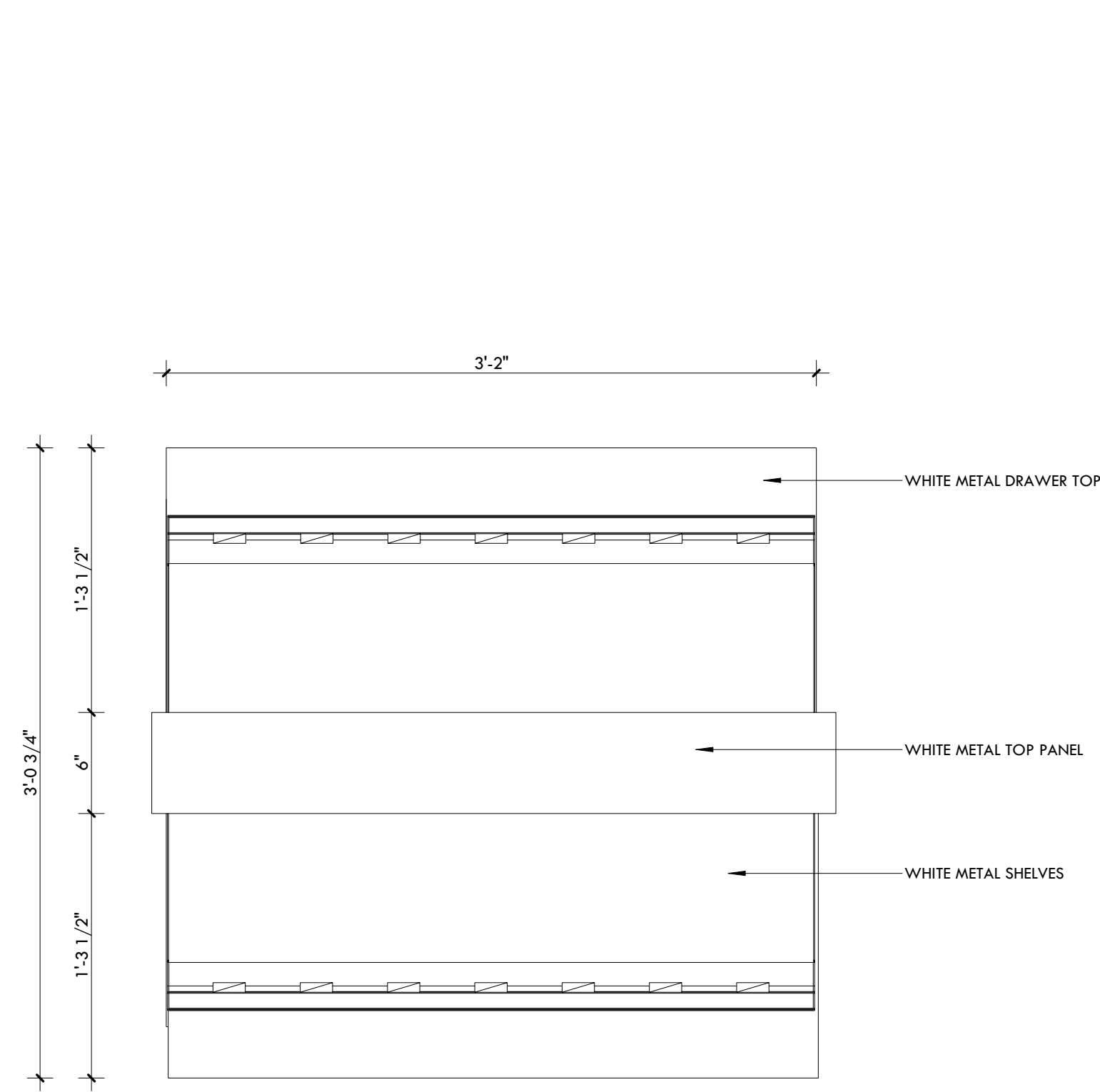


SHELF '1' - TOP VIEW (x6)

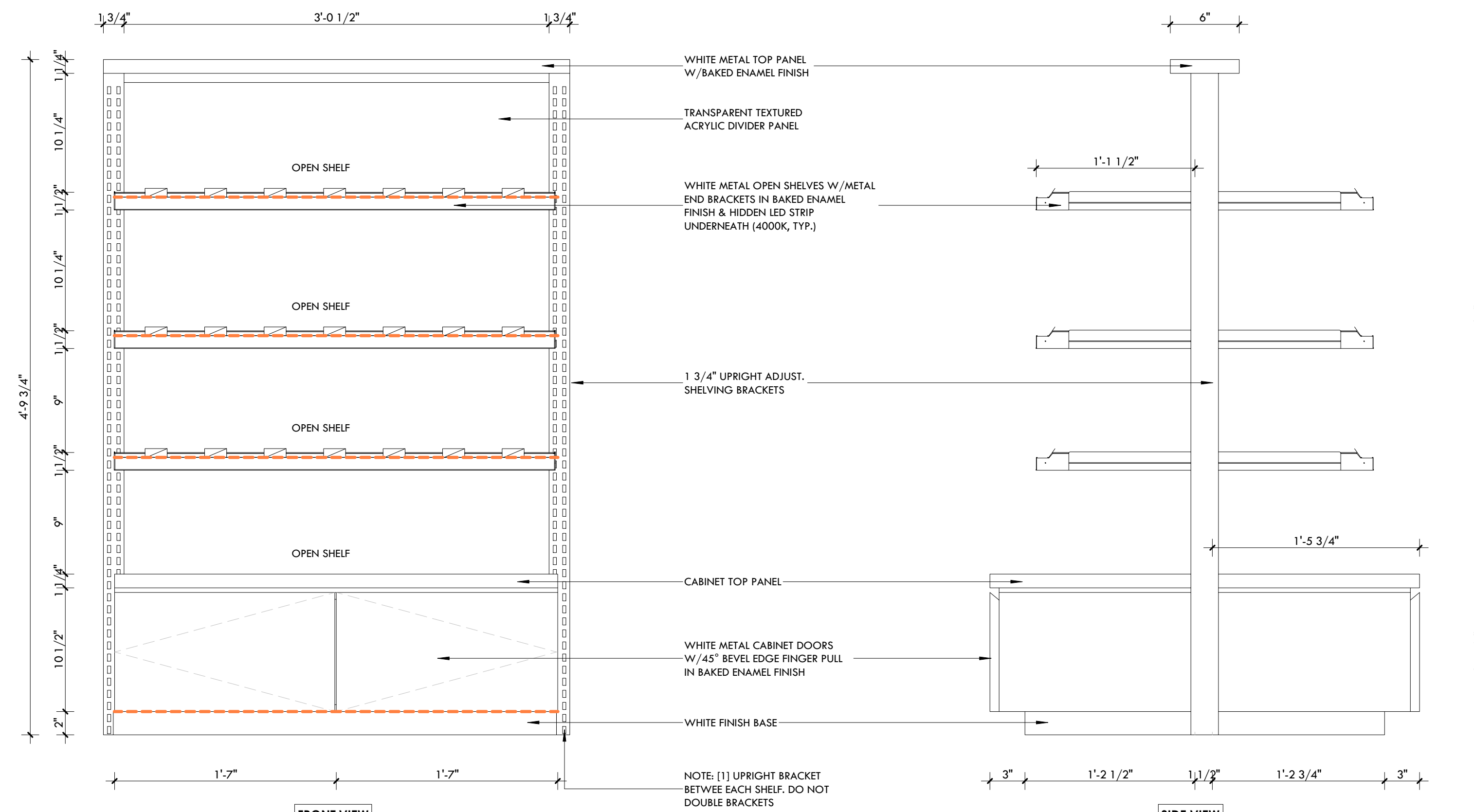


FRONT VIEW

SIDE VIEW



SHELF '2' - TOP VIEW (x6)



FRONT VIEW

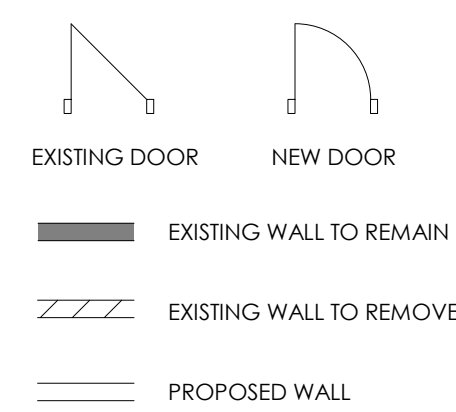
SIDE VIEW



7K Design Ltd.
 40 Vogell Road | Unit #5
 Richmond Hill, ON, Canada
 Info@sevenkdesign.com
 www.sevenkdesign.com
 +1 647.969.3918

CONSULTANTS

LEGEND



GENERAL NOTES

DO NOT SCALE DRAWINGS. THE CONTRACTOR SHALL CHECK AND VERIFY ALL DIMENSIONS AND REPORT ANY DISCREPANCIES TO ENGINEER & DESIGNER BEFORE PROCEEDING WITH THE WORKS.
 DIMENSIONS ARE CLEAR TO THE FACE OF COLUMNS AND PARTITIONS UNLESS OTHERWISE INDICATED.
 NO WORK MAY PROCEED UNTIL SEVEN K DESIGN LTD. STAMPED, SIGNED AND APPROVED DRAWINGS. THOSE DRAWINGS ARE TO BE AVAILABLE ON SITE UPON REQUEST.
 ALL DRAWINGS, SPECIFICATIONS AND DETAILS REMAIN THE PROPERTY OF SEVEN K DESIGN LTD. AND MUST BE RETURNED AT THE COMPLETION OF ALL WORK.

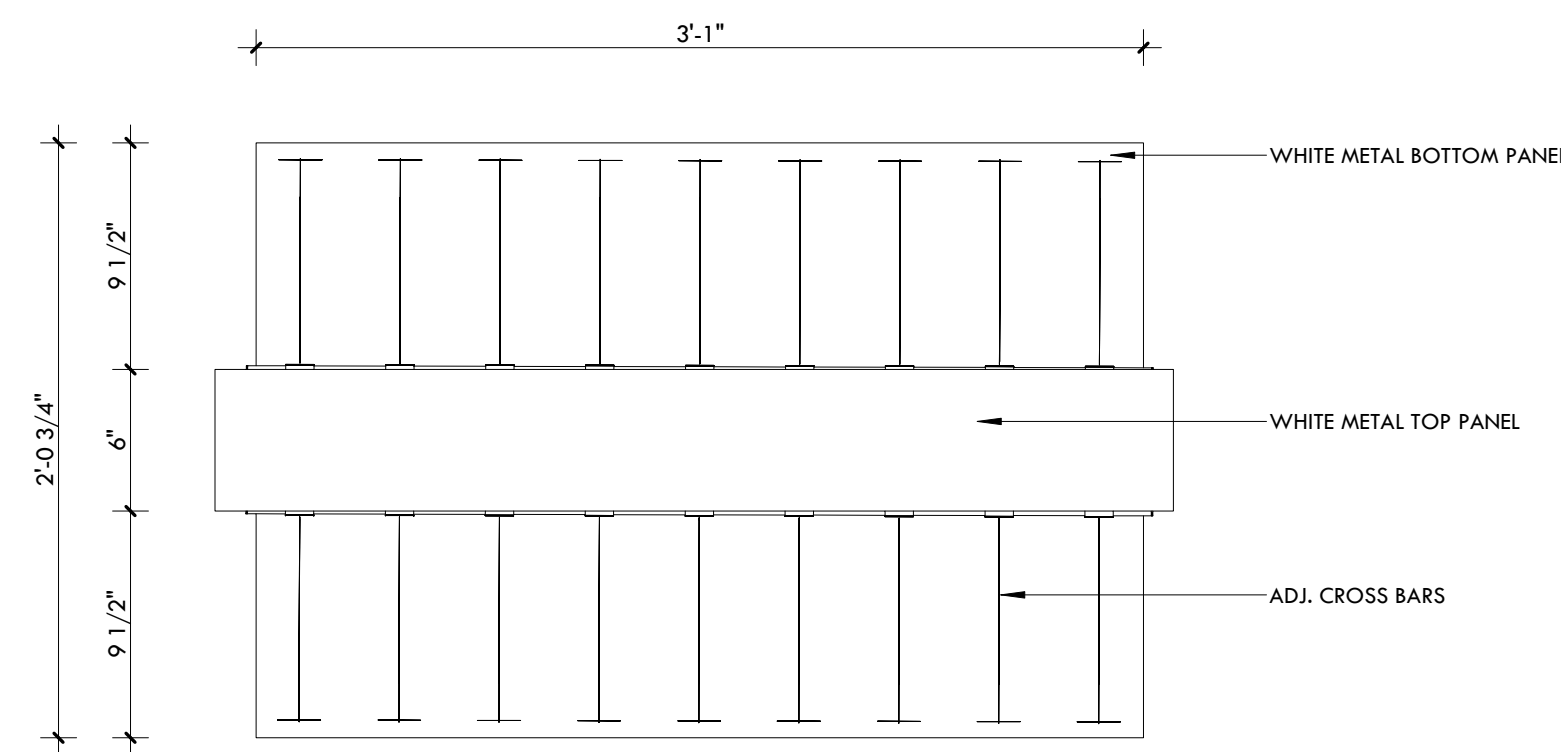
#	VERSION	DATE
3	UPDATE ACCESSORY WALL	01/19/2026
2	FINAL DESIGN SUBMISSION	12/15/2025
1	PRELIMINARY SUBMISSION	11/13/2025

Project Address
2450 Boul Laurier - CRU 022A [Place Ste-Foy - KIOKII AND...]


Drawing Name
Display Shelf - Shelf '1' & '2' Detail

Project number 25-142
 Date NOV 2025
 Drawn by MING
 Check by FY
 Scale 1 1/2" = 1'-0"

A6.12



SHELF '3' - TOP VIEW (x2)



FRONT VIEW

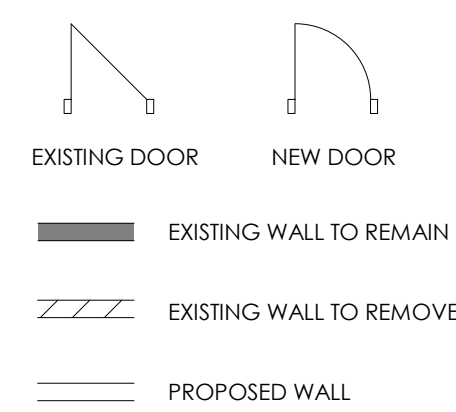
SIDE VIEW



7K Design Ltd.
 40 Vogell Road | Unit #5
 Richmond Hill, ON, Canada
 Info@sevenkdesign.com
 www.sevenkdesign.com
 +1 647.969.3918

CONSULTANTS

LEGEND



GENERAL NOTES

DO NOT SCALE DRAWINGS. THE CONTRACTOR SHALL CHECK AND VERIFY ALL DIMENSIONS AND REPORT ANY DISCREPANCIES TO ENGINEER & DESIGNER BEFORE PROCEEDING WITH THE WORKS.

DIMENSIONS ARE CLEAR TO THE FACE OF COLUMNS AND PARTITIONS UNLESS OTHERWISE INDICATED.

NO WORK MAY PROCEED UNTIL SEVEN K DESIGN LTD. STAMPED, SIGNED AND APPROVED DRAWINGS, THOSE DRAWINGS ARE TO BE AVAILABLE ON SITE UPON REQUEST.

ALL DRAWINGS, SPECIFICATIONS AND DETAILS REMAIN THE PROPERTY OF SEVEN K DESIGN LTD. AND MUST BE RETURNED AT THE COMPLETION OF ALL WORK.

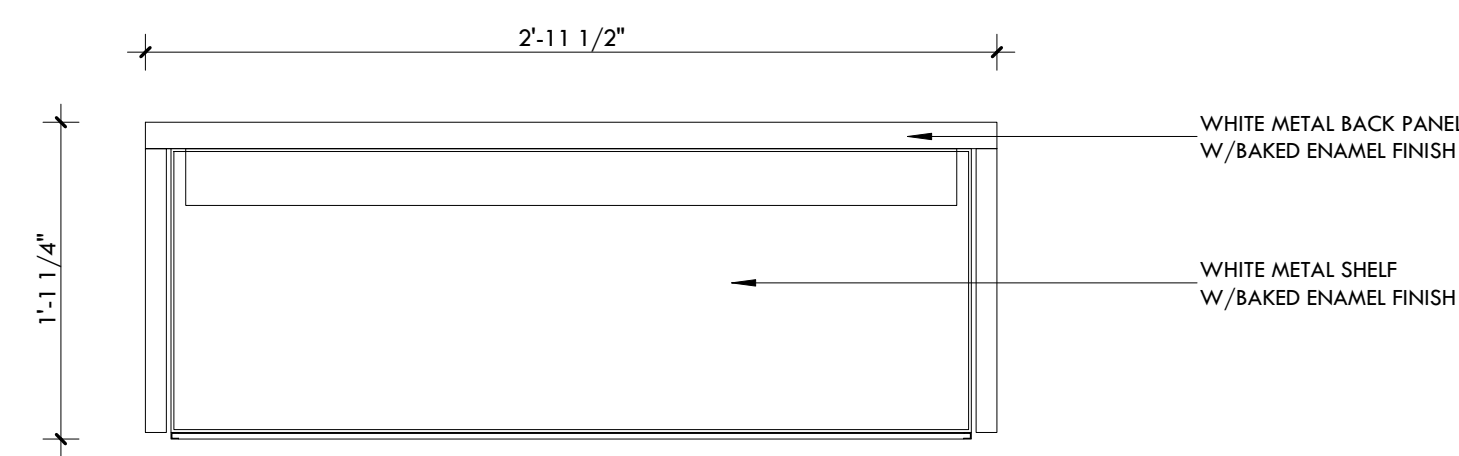
#	VERSION	DATE
3	UPDATE ACCESSORY WALL	01/19/2026
2	FINAL DESIGN SUBMISSION	12/15/2025
1	PRELIMINARY SUBMISSION	11/13/2025

Project Address
2450 Boul Laurier - CRU 022A [Place Ste-Foy - KIOKII AND...]

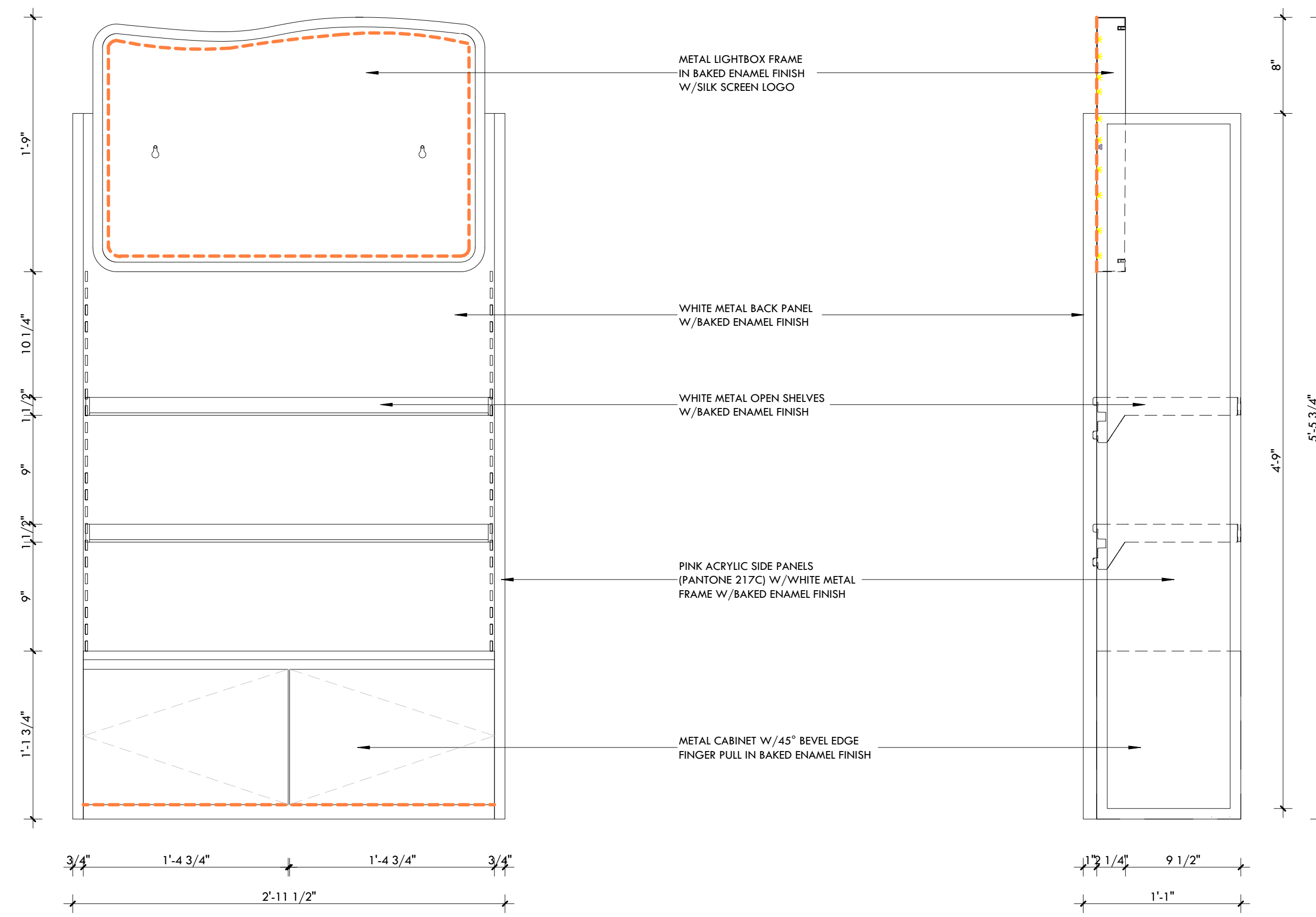
Drawing Name
Display Shelf - Shelf '3' Detail

Project number: 25-142
 Date: NOV 2025
 Drawn by: MING
 Check by: FY
 Scale: 1 1/2" = 1'-0"

A6.13

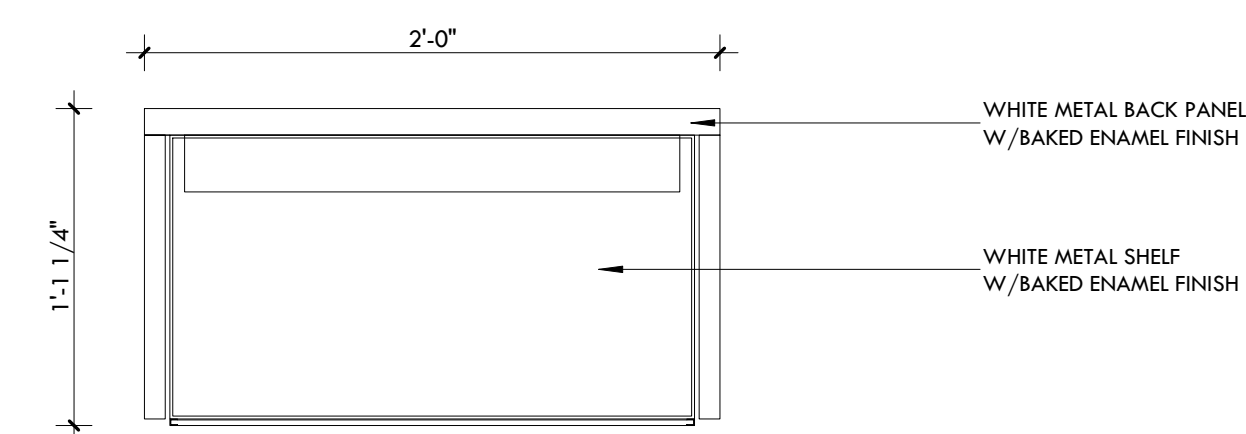


SIDE SHELF '1' - TOP VIEW (x10)

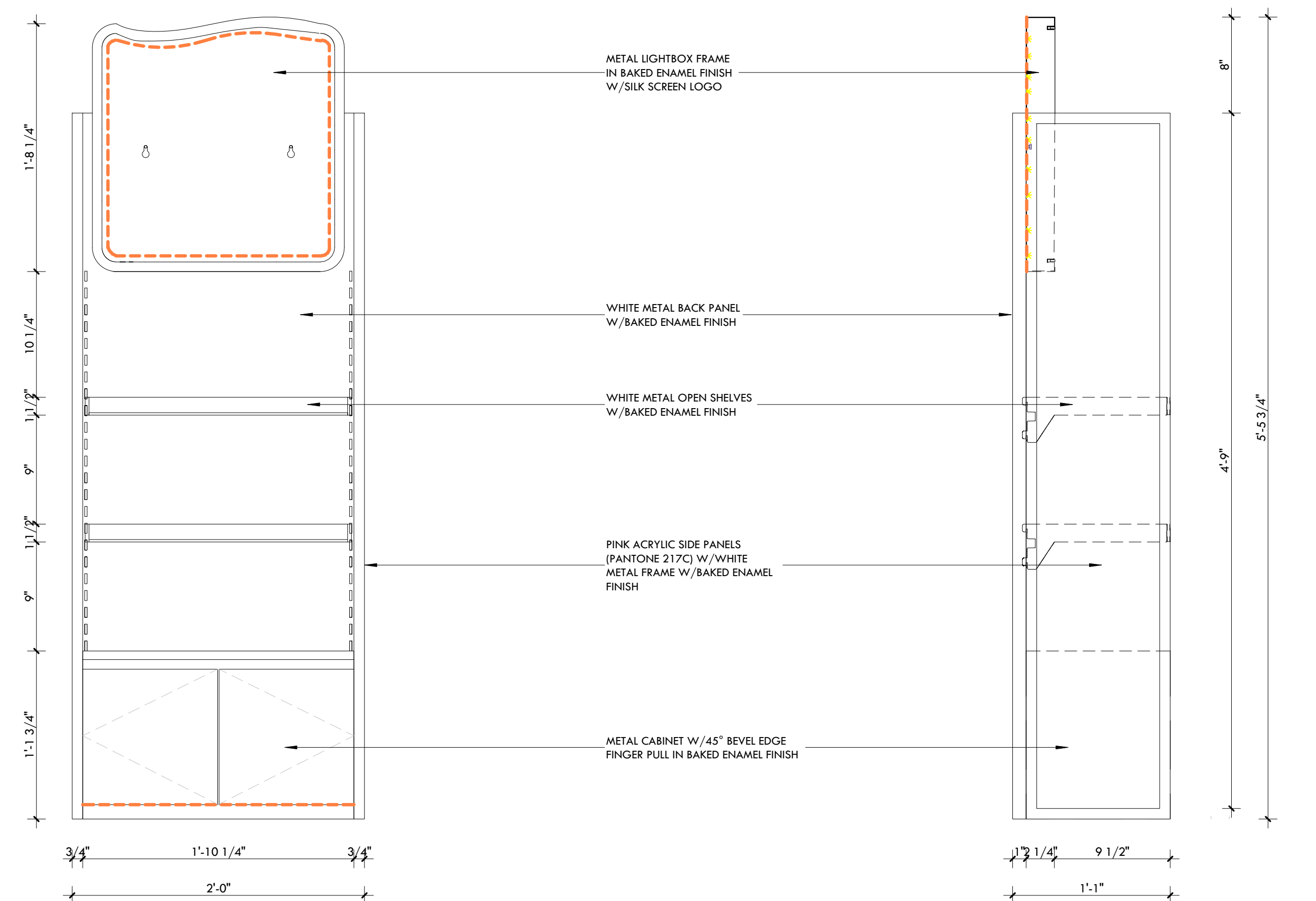


FRONT VIEW

SIDE VIEW



SIDE SHELF '2' - TOP VIEW (x2)



FRONT VIEW

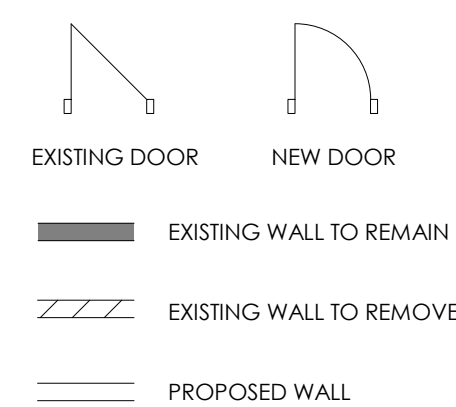
SIDE VIEW



7K Design Ltd.
40 Vogell Road | Unit #5
Richmond Hill, ON, Canada
Info@sevenkdesign.com
www.sevenkdesign.com
+1 647.969.3918

CONSULTANTS

LEGEND



GENERAL NOTES

DO NOT SCALE DRAWINGS. THE CONTRACTOR SHALL CHECK AND VERIFY ALL DIMENSIONS AND REPORT ANY DISCREPANCIES TO ENGINEER & DESIGNER BEFORE PROCEEDING WITH THE WORKS.
DIMENSIONS ARE CLEAR TO THE FACE OF COLUMNS AND PARTITIONS UNLESS OTHERWISE INDICATED.
NO WORK MAY PROCEED UNTIL SEVEN K DESIGN LTD. STAMPED, SIGNED AND APPROVED DRAWINGS. THOSE DRAWINGS ARE TO BE AVAILABLE ON SITE UPON REQUEST.
ALL DRAWINGS, SPECIFICATIONS AND DETAILS REMAIN THE PROPERTY OF SEVEN K DESIGN LTD. AND MUST BE RETURNED AT THE COMPLETION OF ALL WORK.

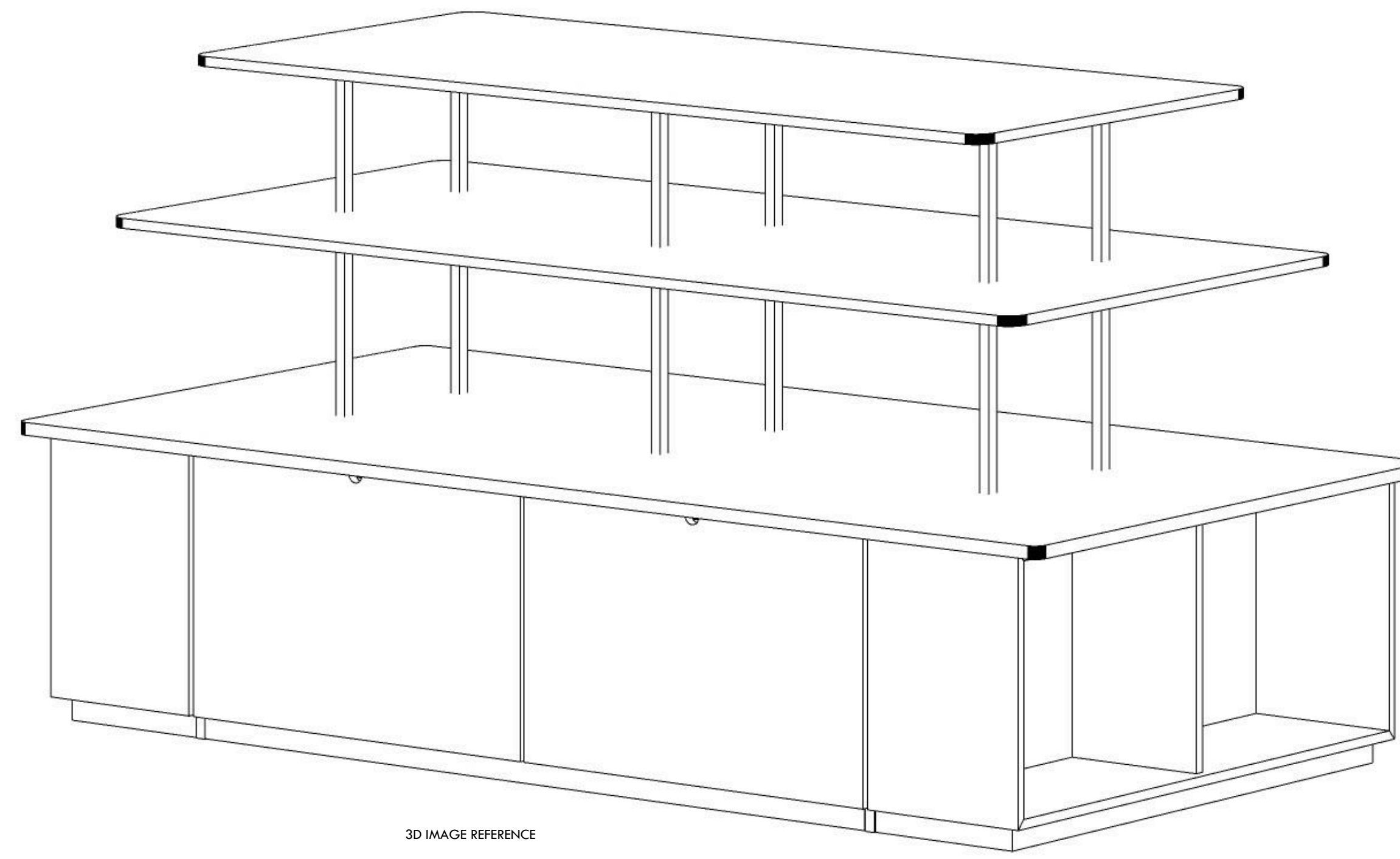
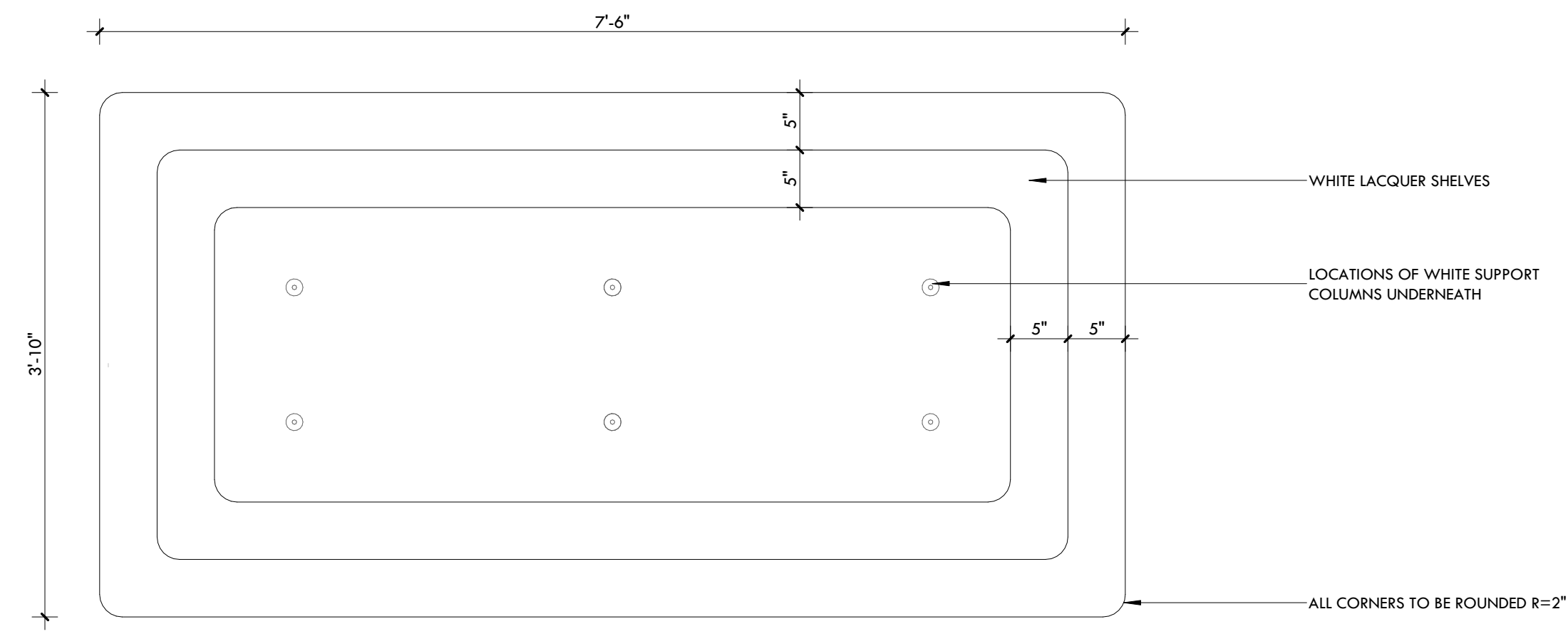
#	VERSION	DATE
3	UPDATE ACCESSORY WALL	01/19/2026
2	FINAL DESIGN SBUMMISSION	12/15/2025
1	PRELIMINARY SUBMISSION	11/13/2025

Project Address
2450 Boul Laurier - CRU 022A [Place Ste-Foy - KIOKII AND...]

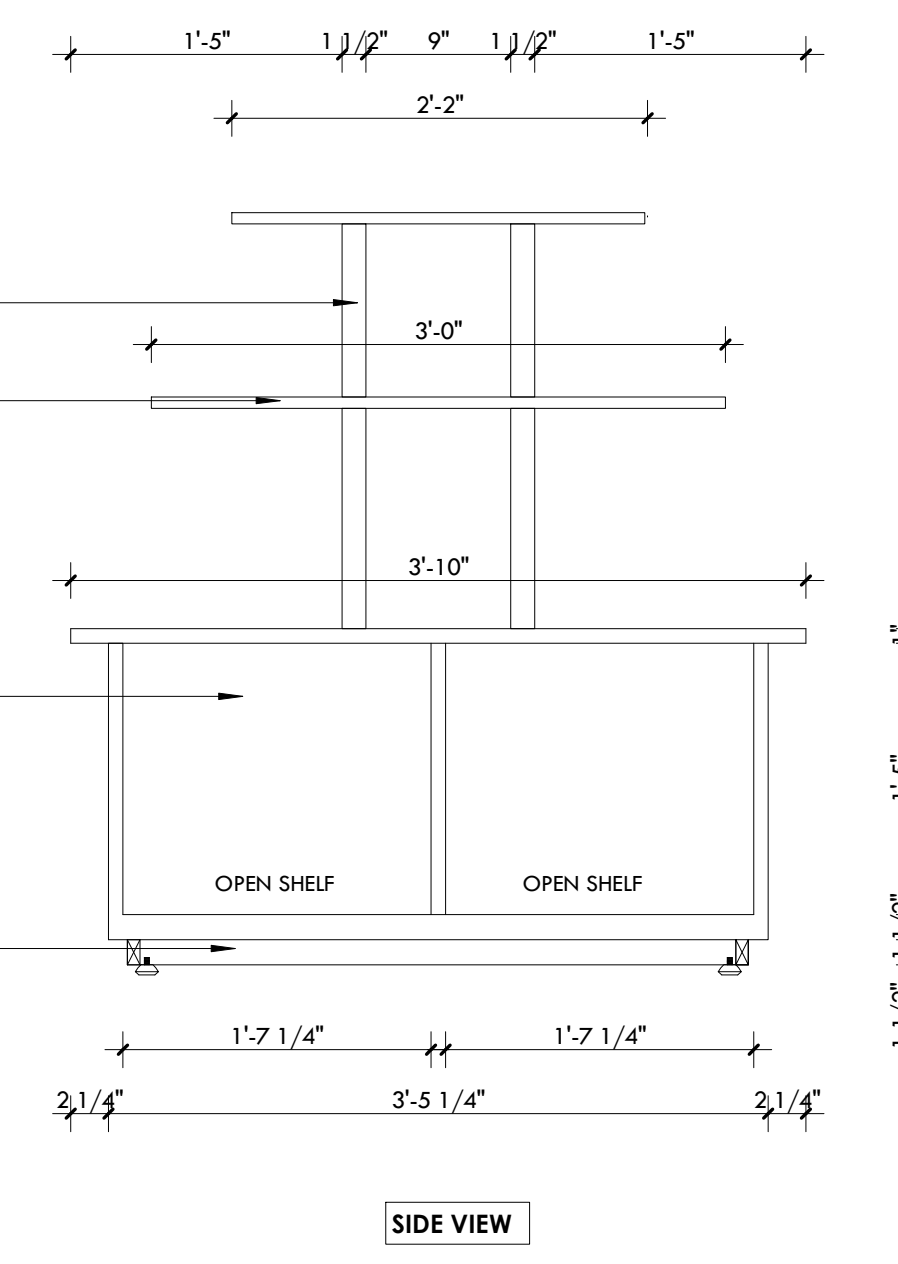
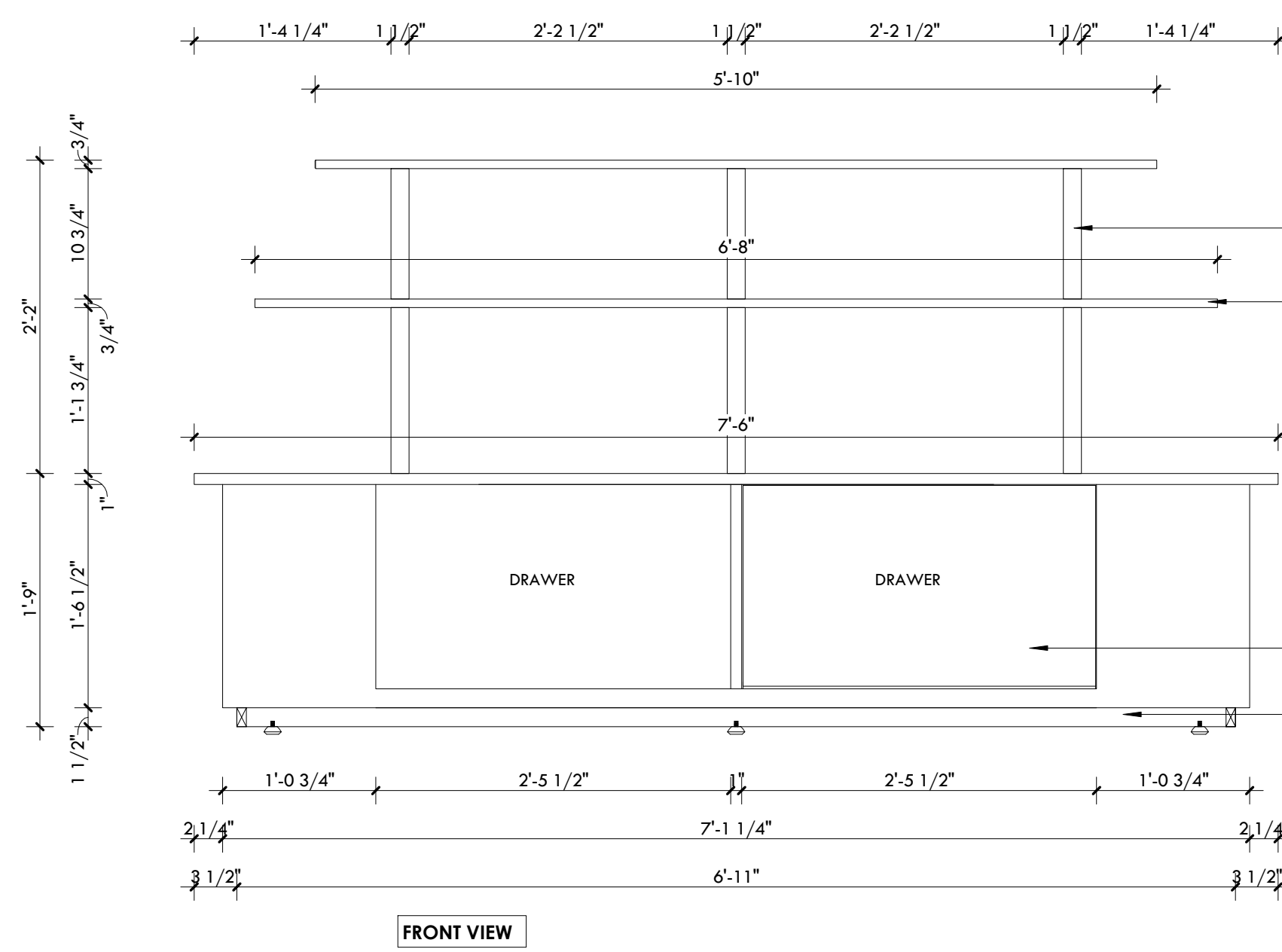
Drawing Name
Display Shelf - Side Shelf '1' & '2' Detail

Project number: 25-142
Date: NOV 2025
Drawn by: MING
Check by: FY
Scale: 1 1/2" = 1'-0"

A6.14

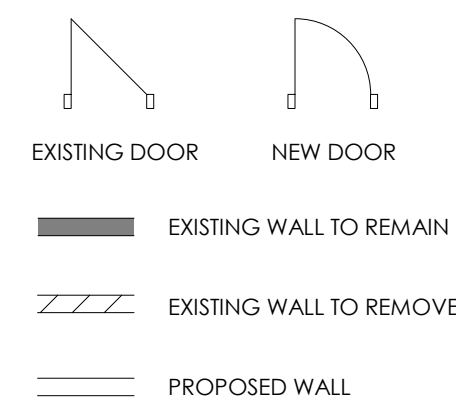


LIFESTYLE DISPLAY TABLE - TOP VIEW (x2)



CONSULTANTS

LEGEND



GENERAL NOTES

DO NOT SCALE DRAWINGS. THE CONTRACTOR SHALL CHECK AND VERIFY ALL DIMENSIONS AND REPORT ANY DISCREPANCIES TO ENGINEER & DESIGNER BEFORE PROCEEDING WITH THE WORKS.

DIMENSIONS ARE CLEAR TO THE FACE OF COLUMNS AND PARTITIONS UNLESS OTHERWISE INDICATED.

NO WORK MAY PROCEED UNTIL SEVEN K DESIGN LTD. STAMPED, SIGNED AND APPROVED DRAWINGS, THOSE DRAWINGS ARE TO BE AVAILABLE ON SITE UPON REQUEST.

ALL DRAWINGS, SPECIFICATIONS AND DETAILS REMAIN THE PROPERTY OF SEVEN K DESIGN LTD. AND MUST BE RETURNED AT THE COMPLETION OF ALL WORK.

#	VERSION	DATE
3	UPDATE ACCESSORY WALL	01/19/2026
2	FINAL DESIGN SBUMISSION	12/15/2025
1	PRELIMINARY SUBMISSION	11/13/2025

Project Address

2450 Boul Laurier - CRU 022A [Place Ste-Foy - KIOKII AND...]

Drawing Name

Lifestyle Display Table

Project number

25-142

Date

NOV 2025

Drawn by

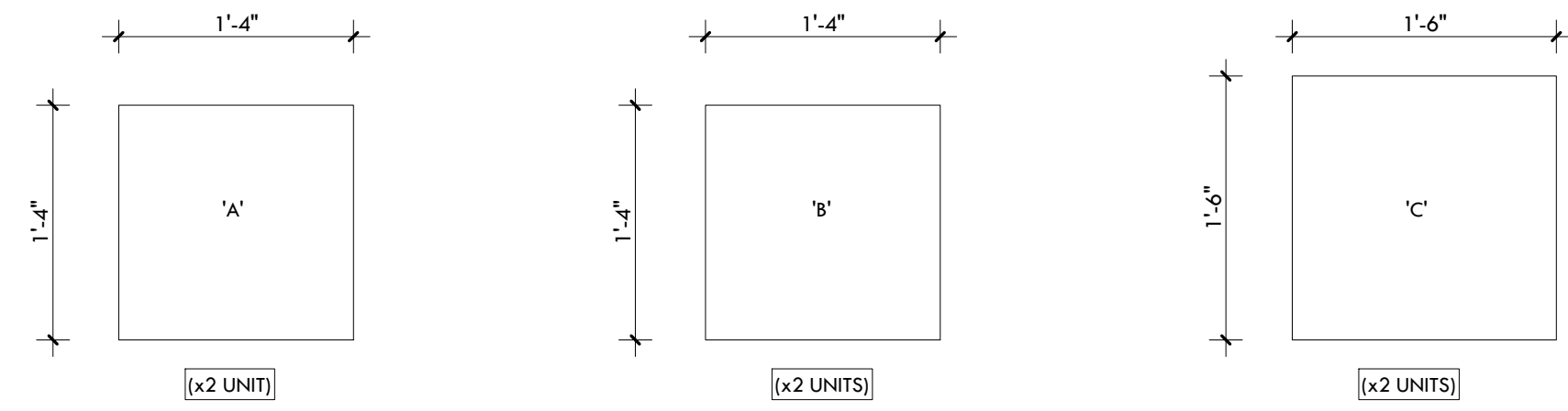
MING

Check by

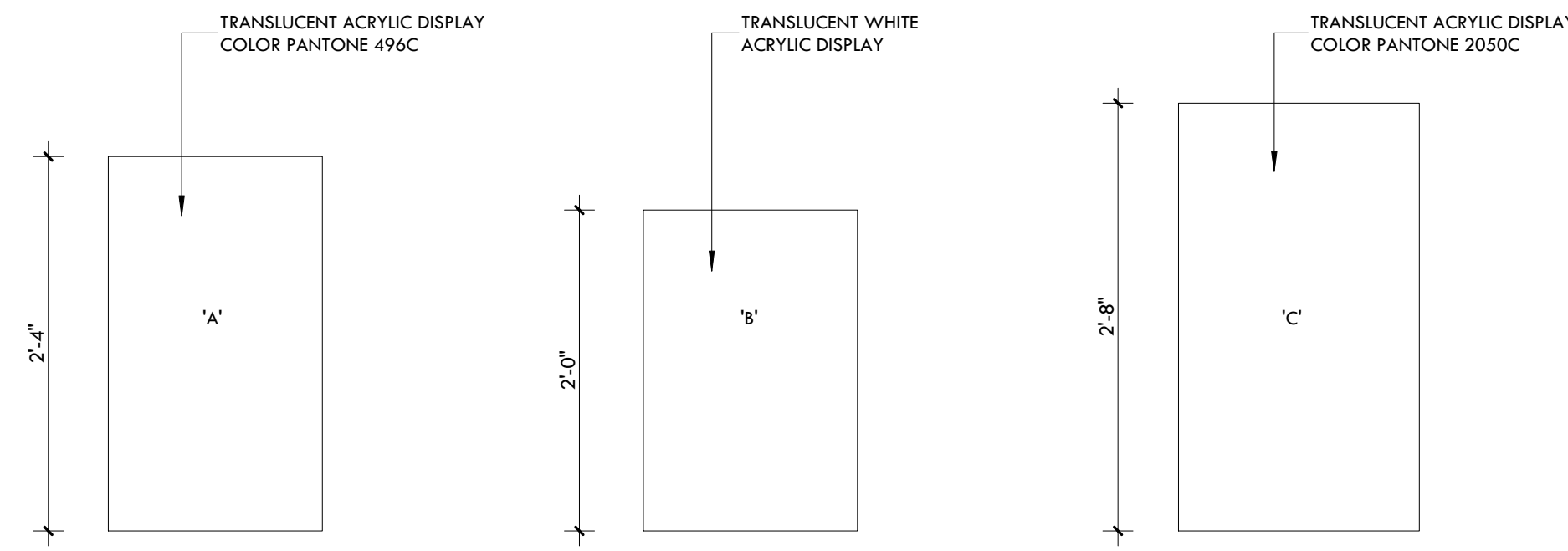
FY

Scale

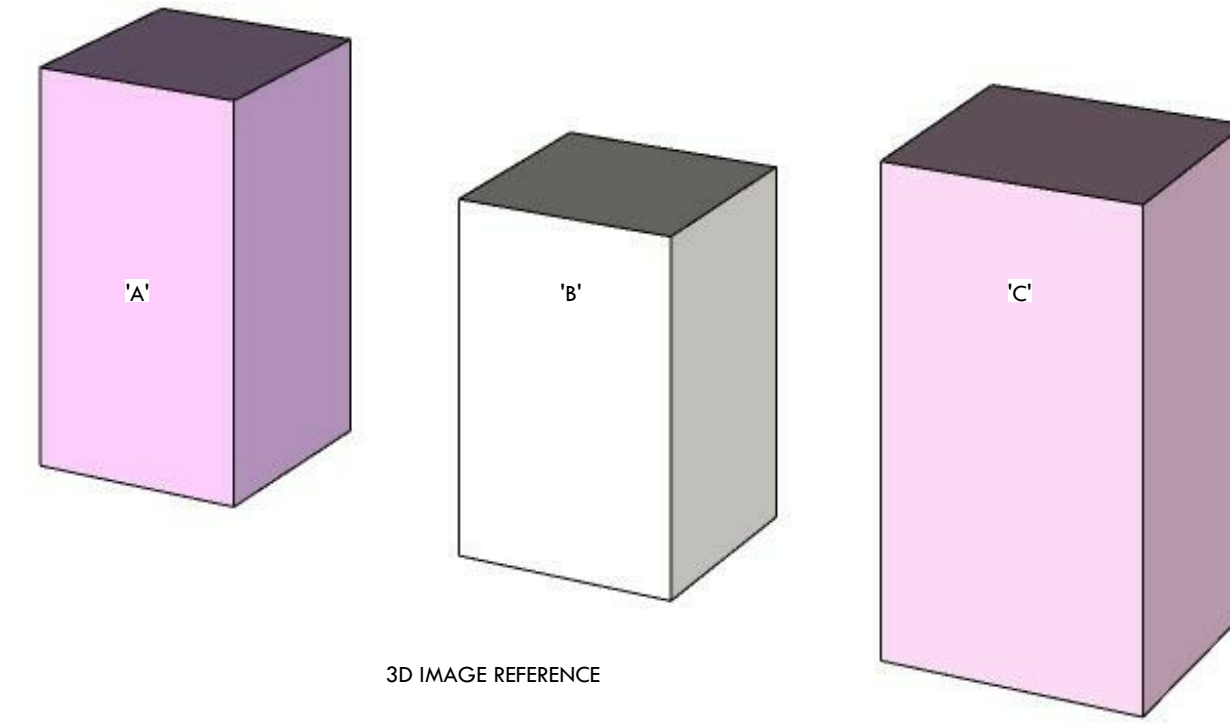
1" = 1'-0"



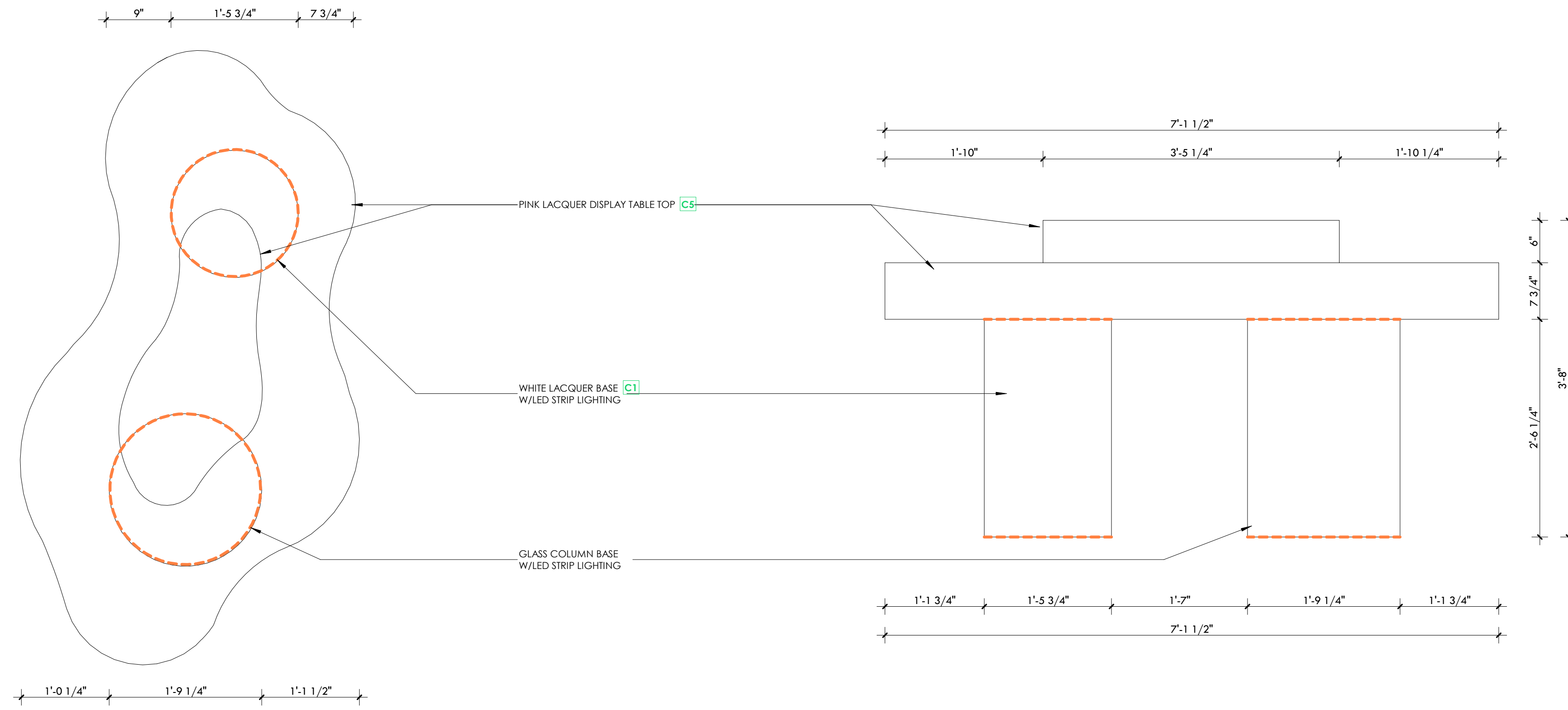
ACRYLIC DISPLAYS - TOP VIEW



FRONT VIEW

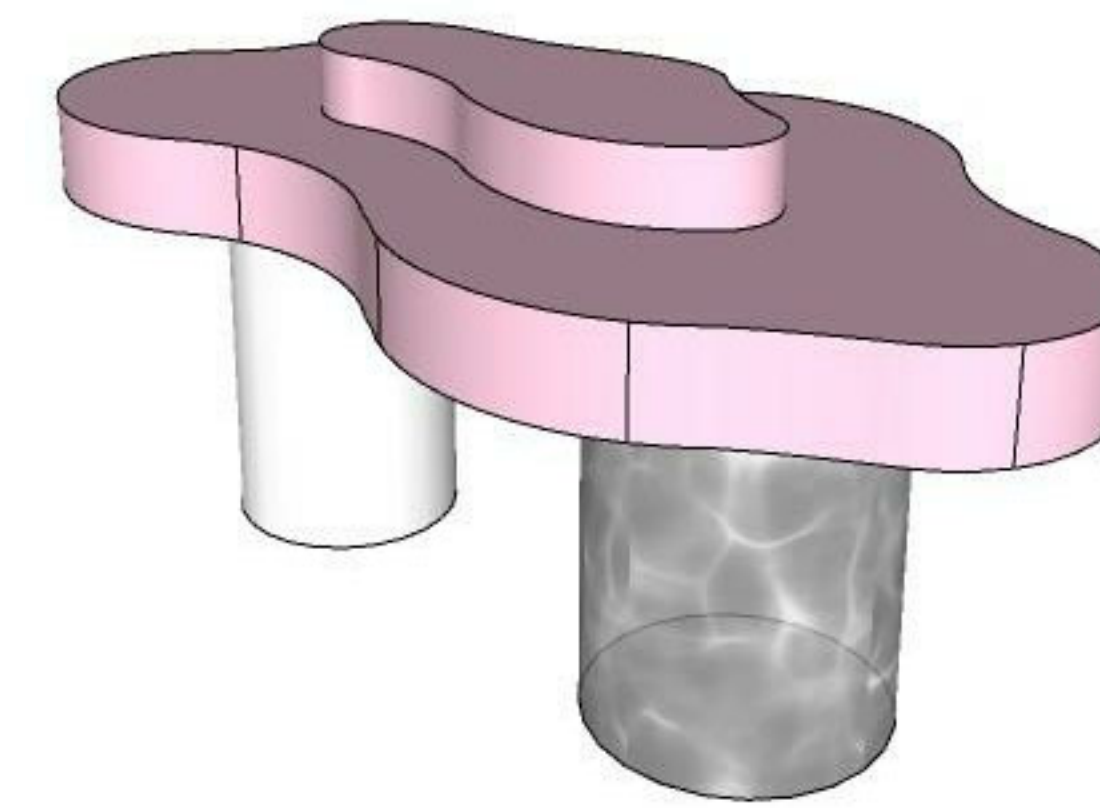


3D IMAGE REFERENCE



NEW ARRIVAL DISPLAY TABLE - TOP VIEW (x1)

ACRYLIC DISPLAYS - TOP VIEW



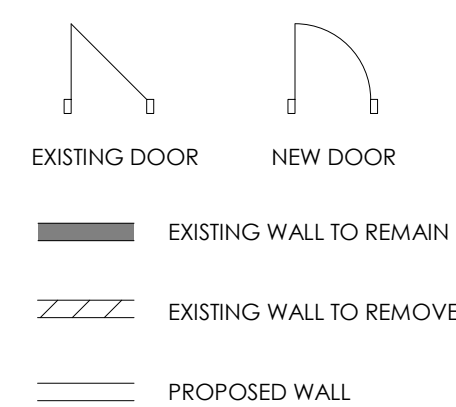
3D IMAGE REFERENCE



7K Design Ltd.
40 Vogell Road | Unit #5
Richmond Hill, ON, Canada
Info@sevenkdesign.com
www.sevenkdesign.com
+1 647.969.3918

CONSULTANTS

LEGEND



GENERAL NOTES

DO NOT SCALE DRAWINGS. THE CONTRACTOR SHALL CHECK AND VERIFY ALL DIMENSIONS AND REPORT ANY DISCREPANCIES TO ENGINEER & DESIGNER BEFORE PROCEEDING WITH THE WORKS.
DIMENSIONS ARE CLEAR TO THE FACE OF COLUMNS AND PARTITIONS UNLESS OTHERWISE INDICATED.
NO WORK MAY PROCEED UNTIL SEVEN K DESIGN LTD. STAMPED, SIGNED AND APPROVED DRAWINGS, THOSE DRAWINGS ARE TO BE AVAILABLE ON SITE UPON REQUEST.
ALL DRAWINGS, SPECIFICATIONS AND DETAILS REMAIN THE PROPERTY OF SEVEN K DESIGN LTD. AND MUST BE RETURNED AT THE COMPLETION OF ALL WORK.

#	VERSION	DATE
3	UPDATE ACCESSORY WALL	01/19/2026
2	FINAL DESIGN SUBMISSION	12/15/2025
1	PRELIMINARY SUBMISSION	11/13/2025

Project Address
2450 Boul Laurier - CRU 022A [Place Ste-Foy - KIOKII AND...]

Drawing Name
Storefront Acrylic Displays

Project number 25-142
Date NOV 2025
Drawn by MING
Check by FY
Scale 1" = 1'-0"

A6.16



7K Design Ltd.
 40 Vogell Road | Unit #5
 Richmond Hill, ON, Canada
 Info@sevenkdesign.com
 www.sevenkdesign.com
 +1 647.969.3918

CONSULTANTS

LEGEND

- EXISTING DOOR
- NEW DOOR
- EXISTING WALL TO REMAIN
- EXISTING WALL TO REMOVE
- PROPOSED WALL

GENERAL NOTES

DO NOT SCALE DRAWINGS. THE CONTRACTOR SHALL CHECK AND VERIFY ALL DIMENSIONS AND REPORT ANY DISCREPANCIES TO ENGINEER & DESIGNER BEFORE PROCEEDING WITH THE WORKS.

DIMENSIONS ARE CLEAR TO THE FACE OF COLUMNS AND PARTITIONS UNLESS OTHERWISE INDICATED.

NO WORK MAY PROCEED UNTIL SEVEN K DESIGN LTD. STAMPED, SIGNED AND APPROVED DRAWINGS. THOSE DRAWINGS ARE TO BE AVAILABLE ON SITE UPON REQUEST.

ALL DRAWINGS, SPECIFICATIONS AND DETAILS REMAIN THE PROPERTY OF SEVEN K DESIGN LTD. AND MUST BE RETURNED AT THE COMPLETION OF ALL WORK.

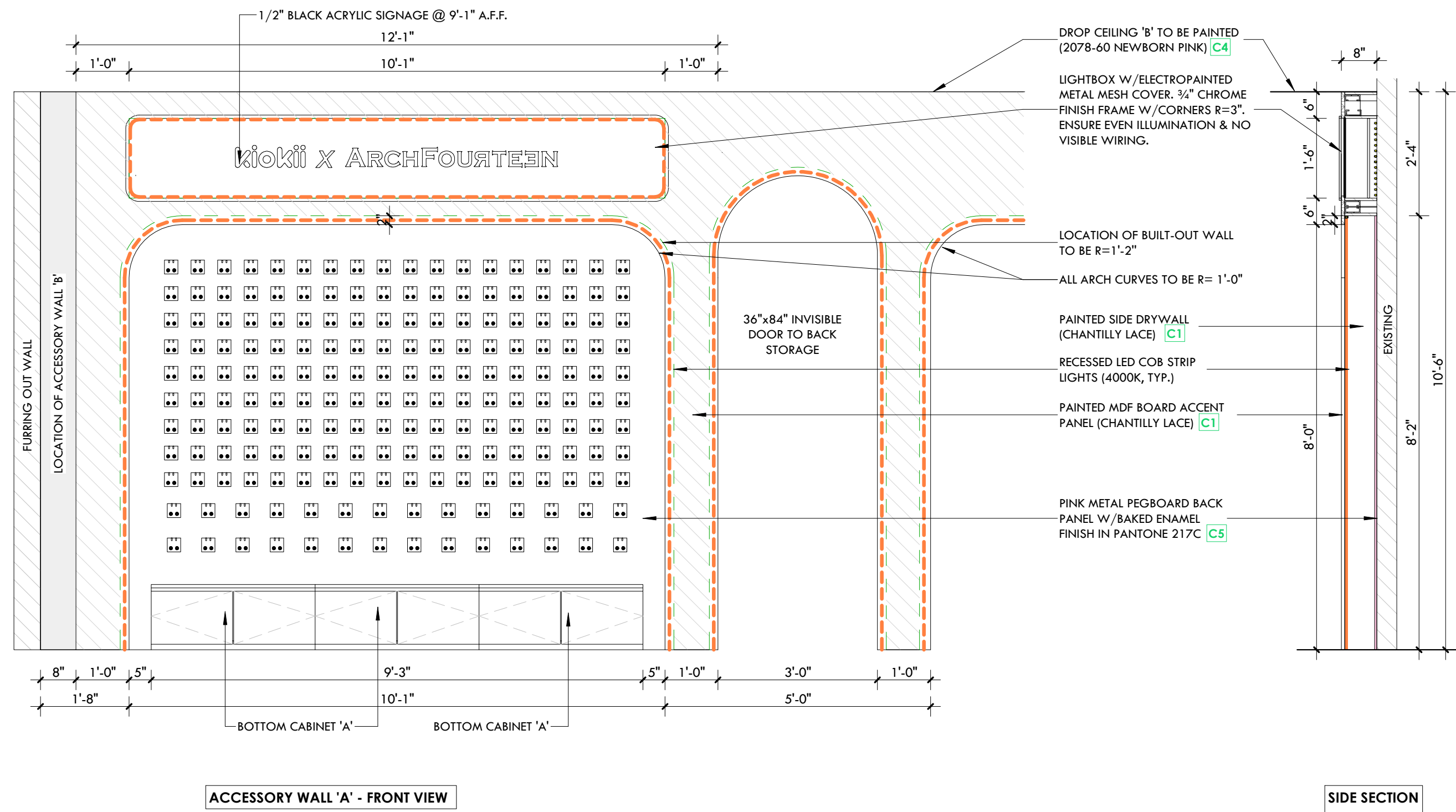
#	VERSION	DATE
3	UPDATE ACCESSORY WALL	01/19/2026
2	FINAL DESIGN SBMISSION	12/15/2025
1	PRELIMINARY SUBMISSION	11/13/2025

Project Address
2450 Boul Laurier - CRU 022A [Place Ste-Foy - KIOKII AND...]

Drawing Name
Accessory Wall Image Renders

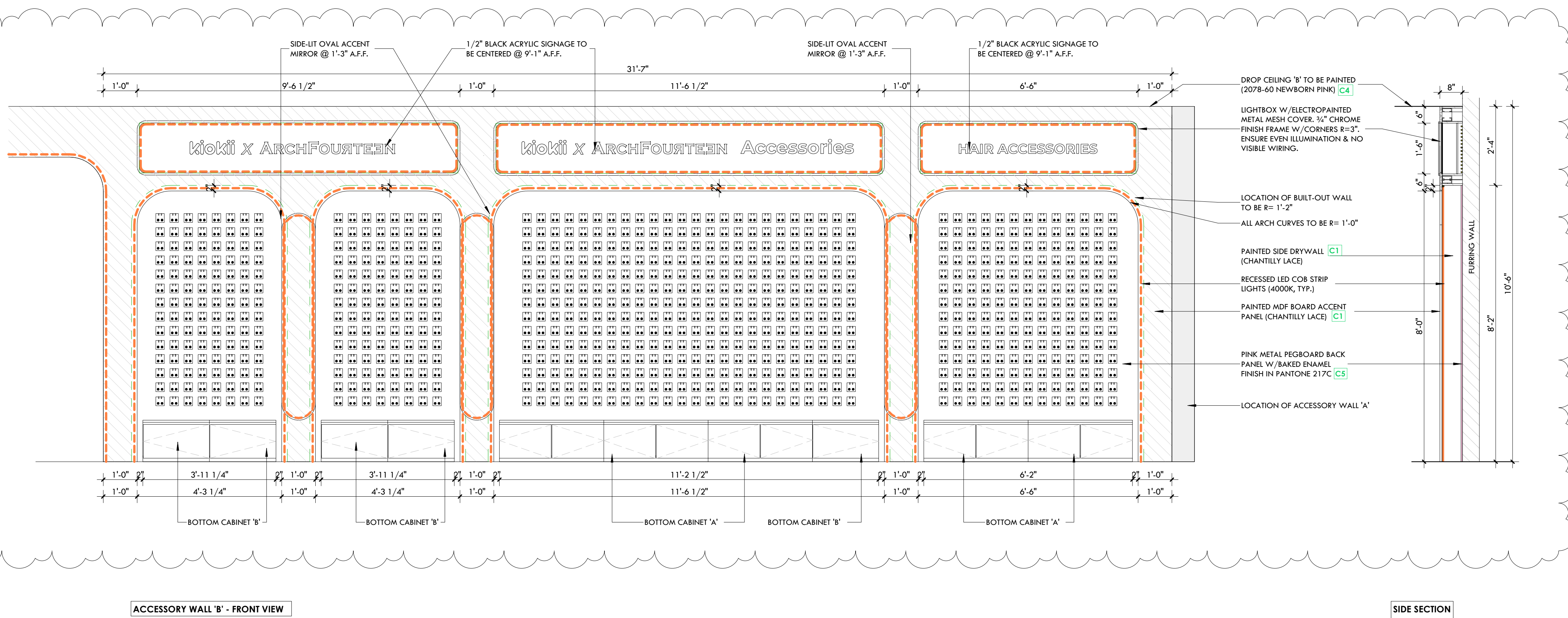
Project number 25-142
 Date NOV 2025
 Drawn by MING
 Check by FY
 Scale 3/4" = 1'-0"

A7.0



ACCESSORY WALL 'A' - FRONT VIEW

SIDE SECTION



ACCESSORY WALL 'B' - FRONT VIEW

SIDE SECTION



7K Design Ltd.
 40 Vogell Road | Unit #5
 Richmond Hill, ON, Canada
 Info@sevenkdesign.com
 www.sevenkdesign.com
 + 1 647.969.3918

CONSULTANTS

LEGEND

- EXISTING DOOR
- NEW DOOR
- EXISTING WALL TO REMAIN
- EXISTING WALL TO REMOVE
- PROPOSED WALL

GENERAL NOTES

DO NOT SCALE DRAWINGS. THE CONTRACTOR SHALL CHECK AND VERIFY ALL DIMENSIONS AND REPORT ANY DISCREPANCIES TO ENGINEER & DESIGNER BEFORE PROCEEDING WITH THE WORKS.

DIMENSIONS ARE CLEAR TO THE FACE OF COLUMNS AND PARTITIONS UNLESS OTHERWISE INDICATED.

NO WORK MAY PROCEED UNTIL SEVEN K DESIGN LTD. STAMPED, SIGNED AND APPROVED DRAWINGS. THOSE DRAWINGS ARE TO BE AVAILABLE ON SITE UPON REQUEST.

ALL DRAWINGS, SPECIFICATIONS AND DETAILS REMAIN THE PROPERTY OF SEVEN K DESIGN LTD. AND MUST BE RETURNED AT THE COMPLETION OF ALL WORK.

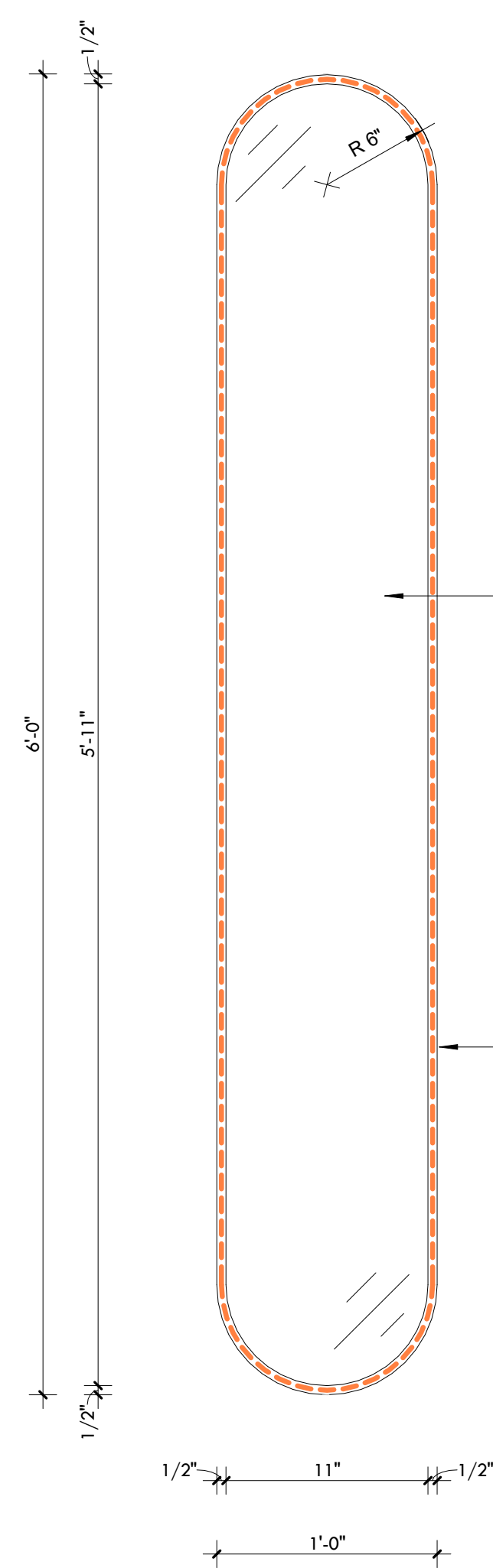
#	VERSION	DATE
3	UPDATE ACCESSORY WALL	01/19/2026
2	FINAL DESIGN SBUMISSION	12/15/2025
1	PRELIMINARY SUBMISSION	11/13/2025

Project Address
2450 Boul Laurier - CRU 022A [Place Ste-Foy - KIOKII AND...]

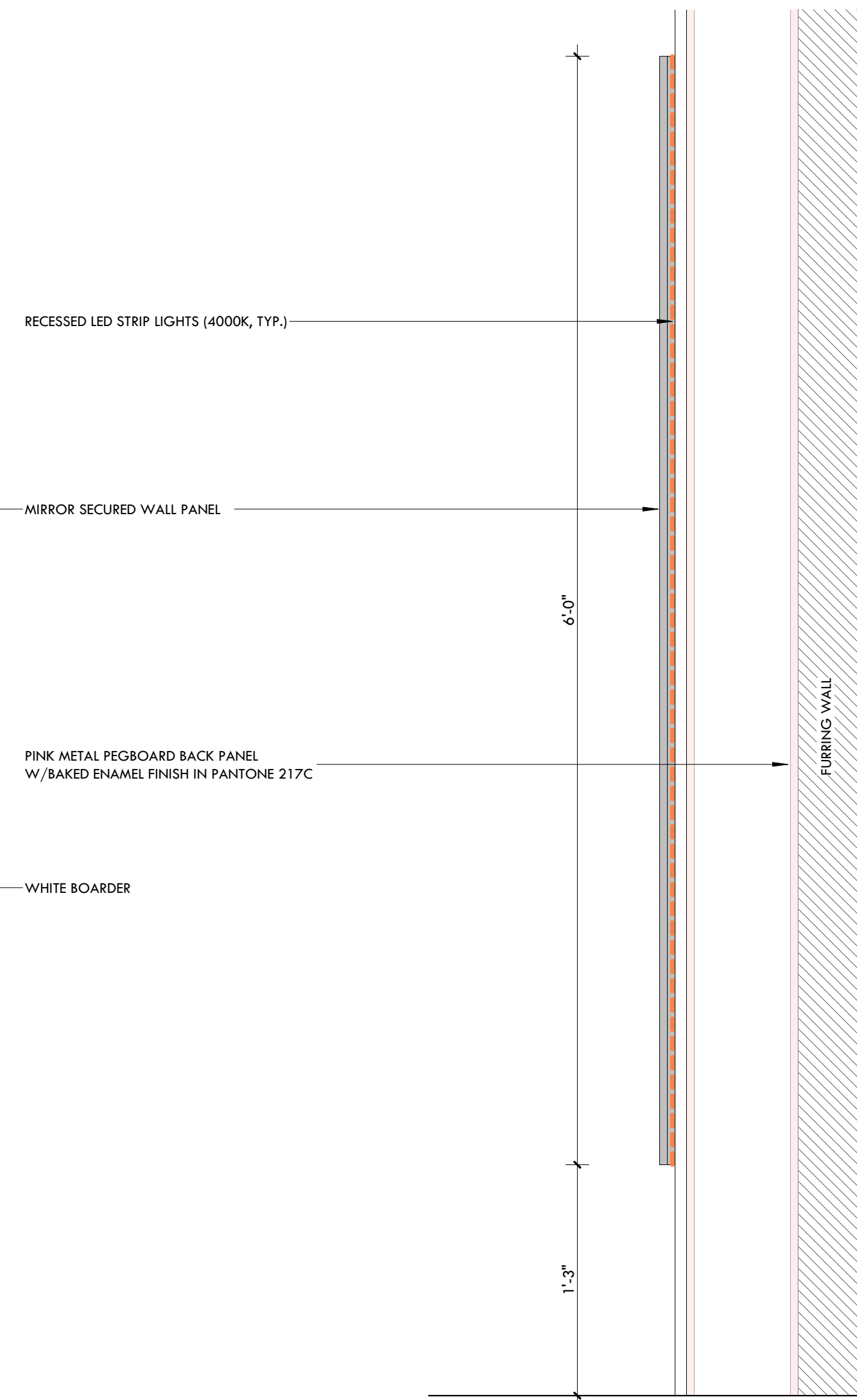
Drawing Name
Accessory Wall

Project number 25-142
 Date NOV 2025
 Drawn by MING
 Check by FY
 Scale 1/2" = 1'-0"

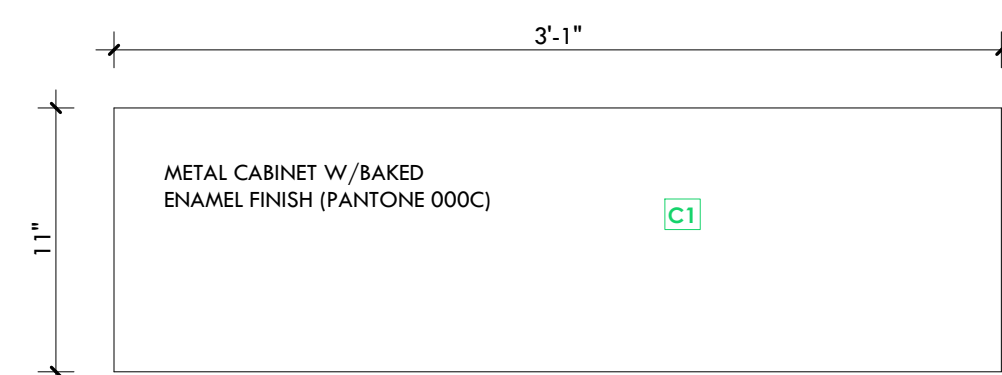
A7.1



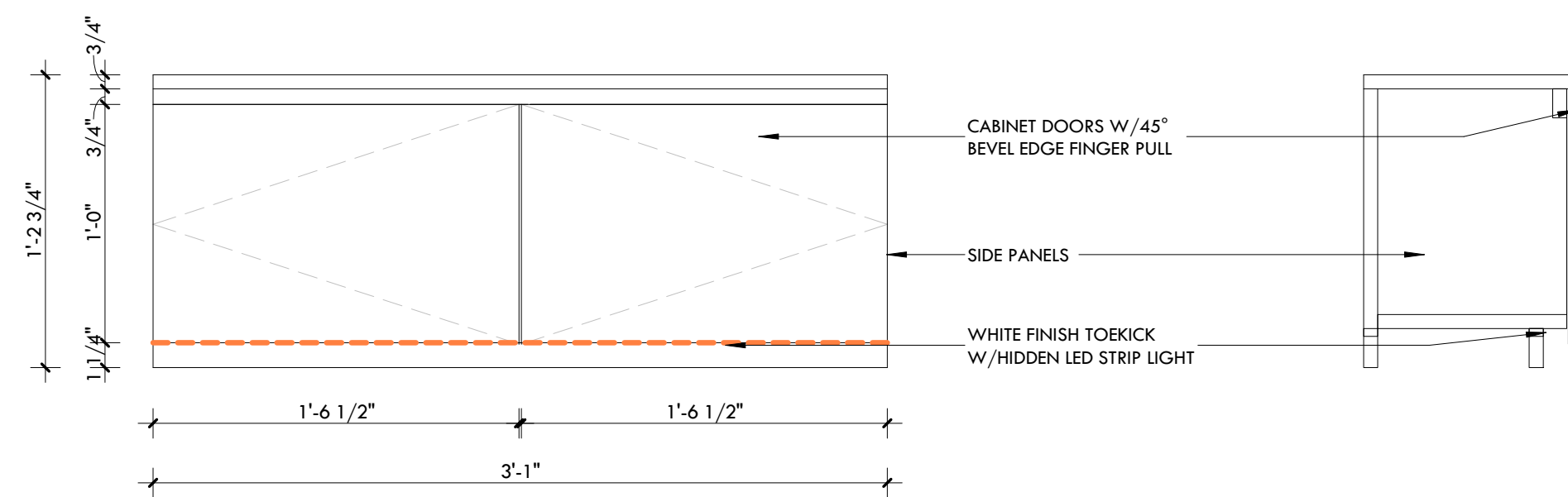
OVAL ACCENT MIRROR FRONT VIEW (x3)



SIDE VIEW

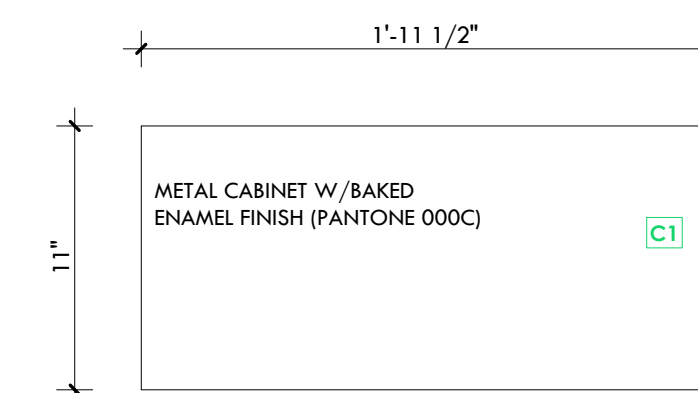


BOTTOM CABINET 'A' - TOP VIEW (x10)

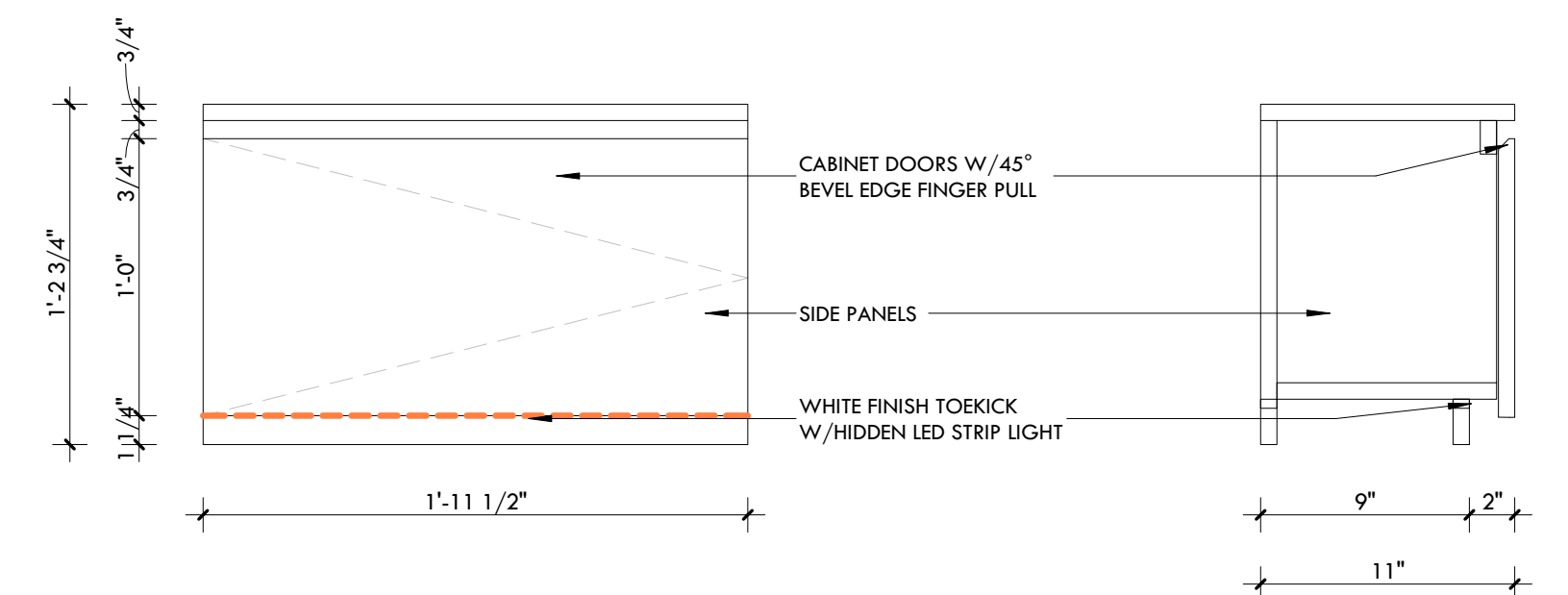


FRONT VIEW

SIDE VIEW



BOTTOM CABINET 'B' - TOP VIEW (x3)



FRONT VIEW

SIDE VIEW



7K Design Ltd.
40 Vogell Road | Unit #5
Richmond Hill, ON, Canada
Info@sevenkdesign.com
www.sevenkdesign.com
+1 647.969.3918

CONSULTANTS

LEGEND

- EXISTING DOOR
- NEW DOOR
- EXISTING WALL TO REMAIN
- EXISTING WALL TO REMOVE
- PROPOSED WALL

GENERAL NOTES

DO NOT SCALE DRAWINGS. THE CONTRACTOR SHALL CHECK AND VERIFY ALL DIMENSIONS AND REPORT ANY DISCREPANCIES TO ENGINEER & DESIGNER BEFORE PROCEEDING WITH THE WORKS.

DIMENSIONS ARE CLEAR TO THE FACE OF COLUMNS AND PARTITIONS UNLESS OTHERWISE INDICATED.

NO WORK MAY PROCEED UNTIL SEVEN K DESIGN LTD. STAMPED, SIGNED AND APPROVED DRAWINGS. THOSE DRAWINGS ARE TO BE AVAILABLE ON SITE UPON REQUEST.

ALL DRAWINGS, SPECIFICATIONS AND DETAILS REMAIN THE PROPERTY OF SEVEN K DESIGN LTD. AND MUST BE RETURNED AT THE COMPLETION OF ALL WORK.

#	VERSION	DATE
3	UPDATE ACCESSORY WALL	01/19/2026
2	FINAL DESIGN SUBMISSION	12/15/2025
1	PRELIMINARY SUBMISSION	11/13/2025

Project Address

2450 Boul Laurier - CRU 022A [Place Ste-Foy - KIOKII AND...]

Drawing Name

Accessory Wall Mirror & Bottom Cabinets

Project number

25-142

Date

NOV 2025

Drawn by

MING

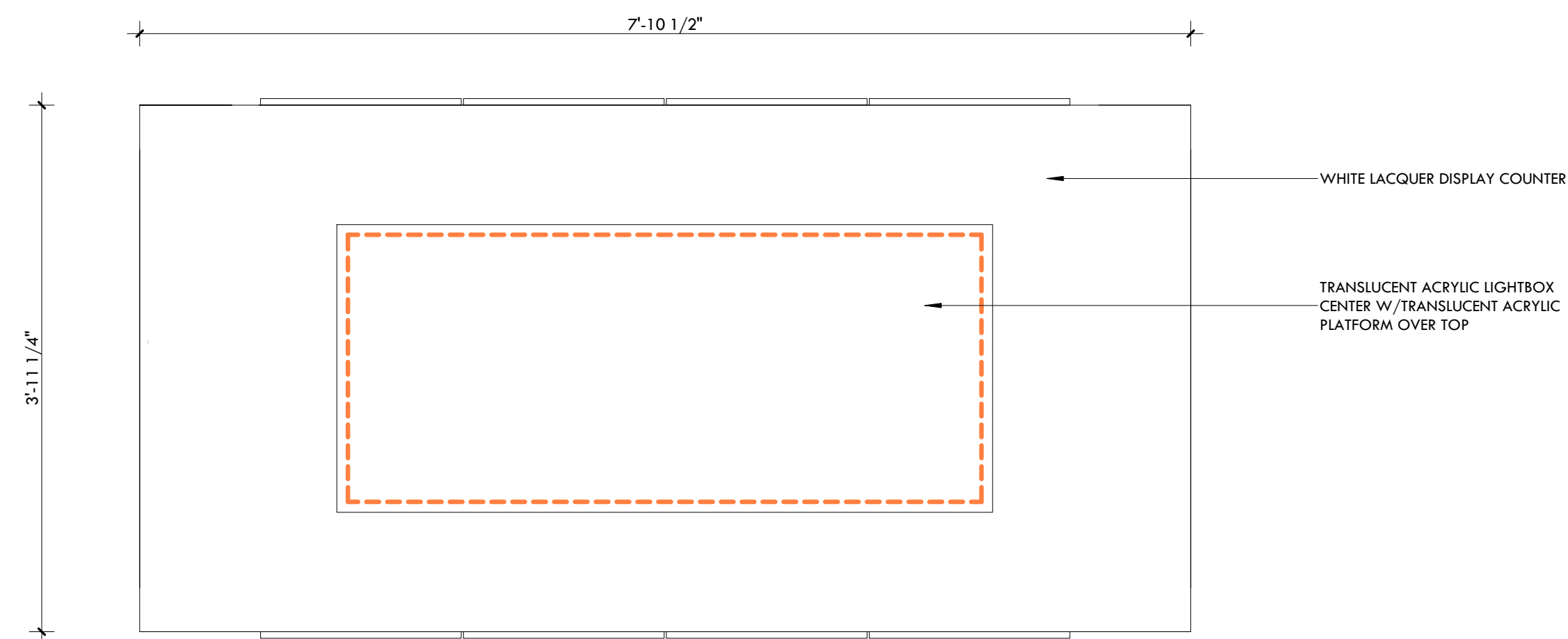
Check by

FY

Scale

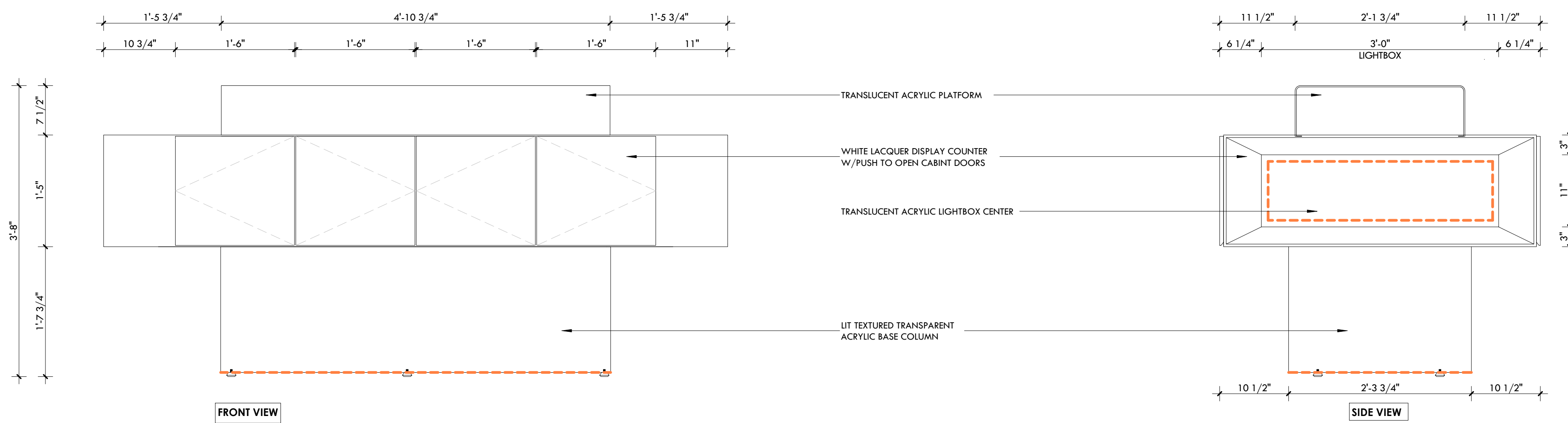
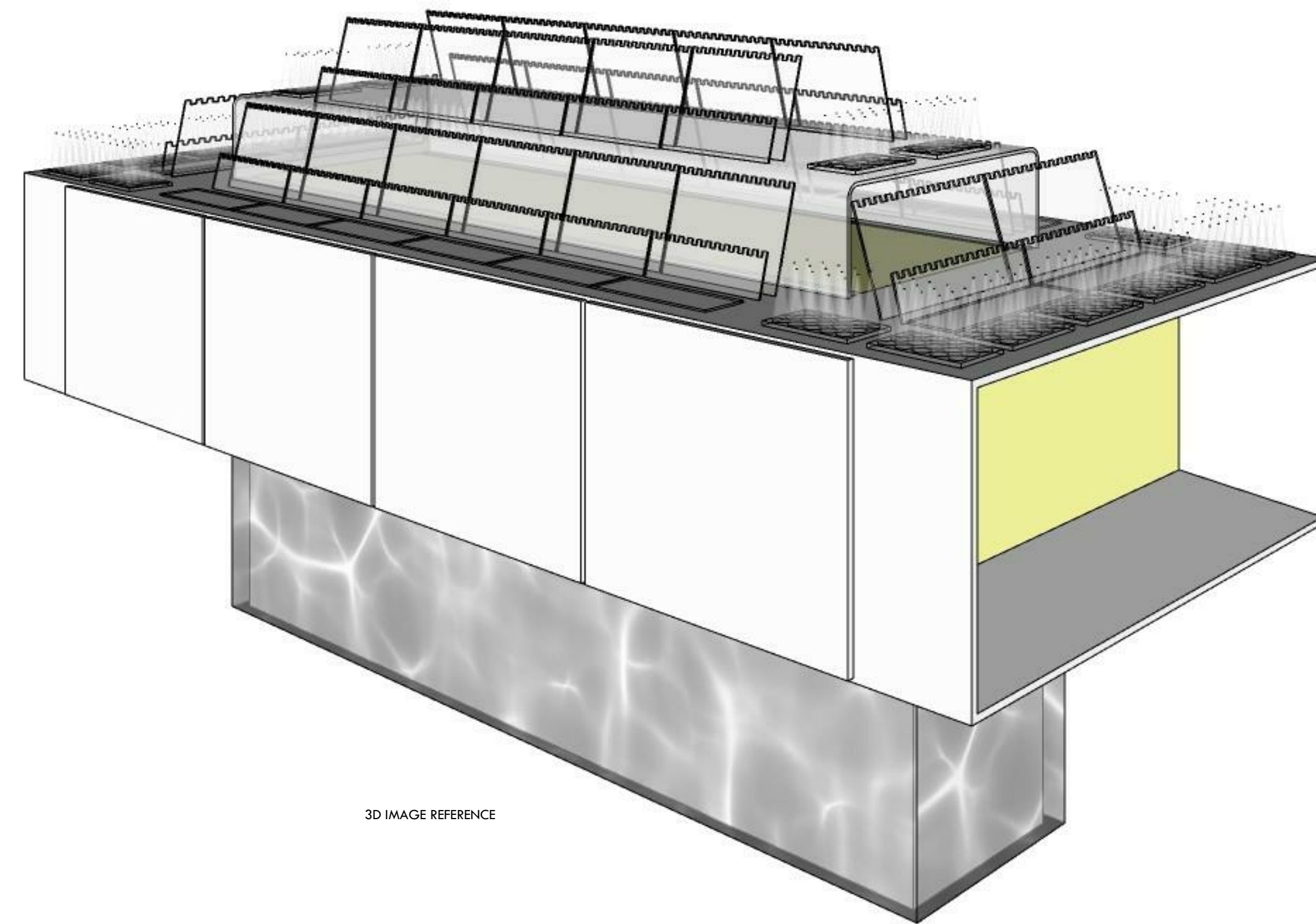
1 1/2" = 1'-0"

A7.2



NOTE: JEWELRY HOLDERS NOT SHOWN.

JEWELRY DISPLAY TABLE - TOP VIEW



7K Design Ltd.
 40 Vogell Road | Unit #5
 Richmond Hill, ON, Canada
 Info@sevenkdesign.com
 www.sevenkdesign.com
 +1 647.969.3918

CONSULTANTS

LEGEND

- EXISTING DOOR
- NEW DOOR
- EXISTING WALL TO REMAIN
- EXISTING WALL TO REMOVE
- PROPOSED WALL

GENERAL NOTES

DO NOT SCALE DRAWINGS. THE CONTRACTOR SHALL CHECK AND VERIFY ALL DIMENSIONS AND REPORT ANY DISCREPANCIES TO ENGINEER & DESIGNER BEFORE PROCEEDING WITH THE WORKS.

DIMENSIONS ARE CLEAR TO THE FACE OF COLUMNS AND PARTITIONS UNLESS OTHERWISE INDICATED.

NO WORK MAY PROCEED UNTIL SEVEN K DESIGN LTD. STAMPED, SIGNED AND APPROVED DRAWINGS, THOSE DRAWINGS ARE TO BE AVAILABLE ON SITE UPON REQUEST.

ALL DRAWINGS, SPECIFICATIONS AND DETAILS REMAIN THE PROPERTY OF SEVEN K DESIGN LTD. AND MUST BE RETURNED AT THE COMPLETION OF ALL WORK.

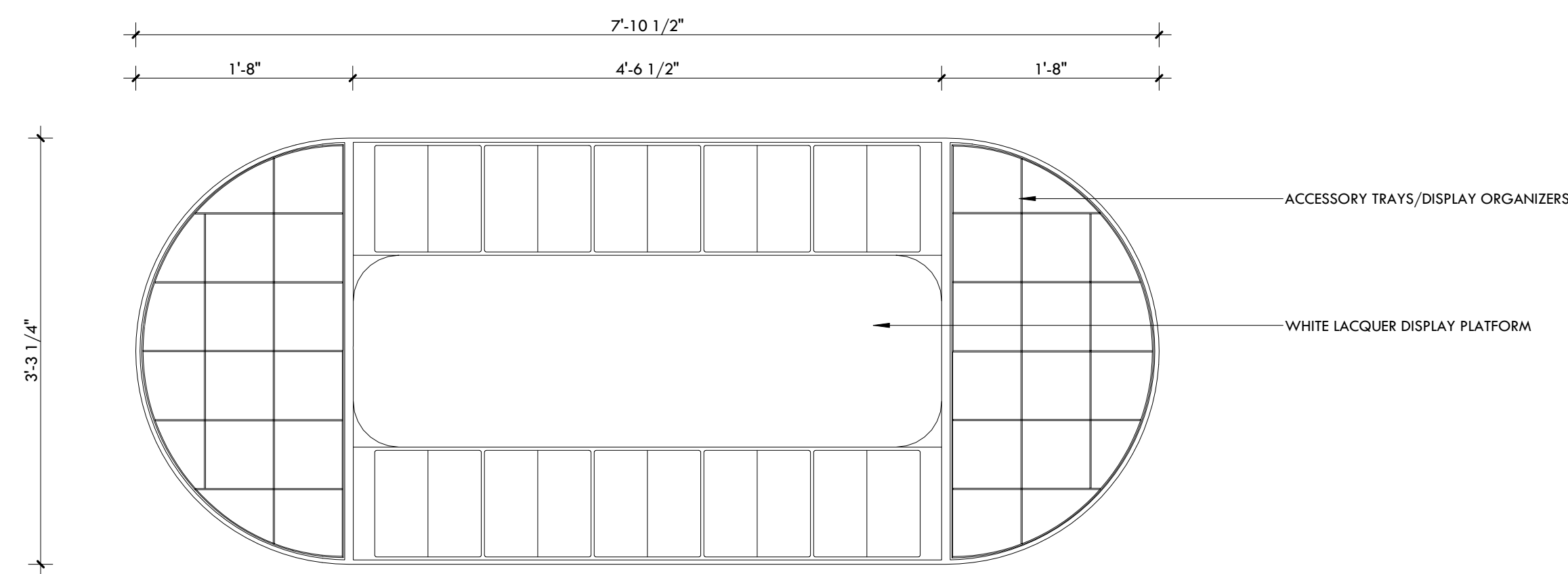
#	VERSION	DATE
3	UPDATE ACCESSORY WALL	01/19/2026
2	FINAL DESIGN SBUMMISSION	12/15/2025
1	PRELIMINARY SUBMISSION	11/13/2025

Project Address
2450 Boul Laurier - CRU 022A [Place Ste-Foy - KIOKII AND...]

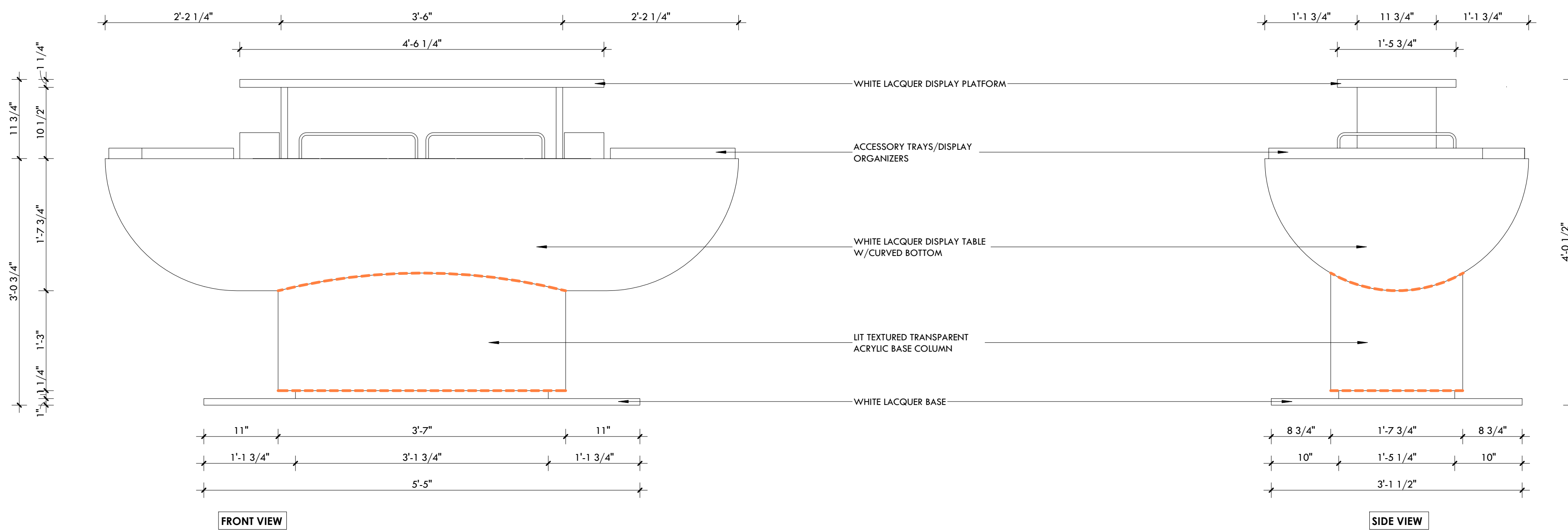
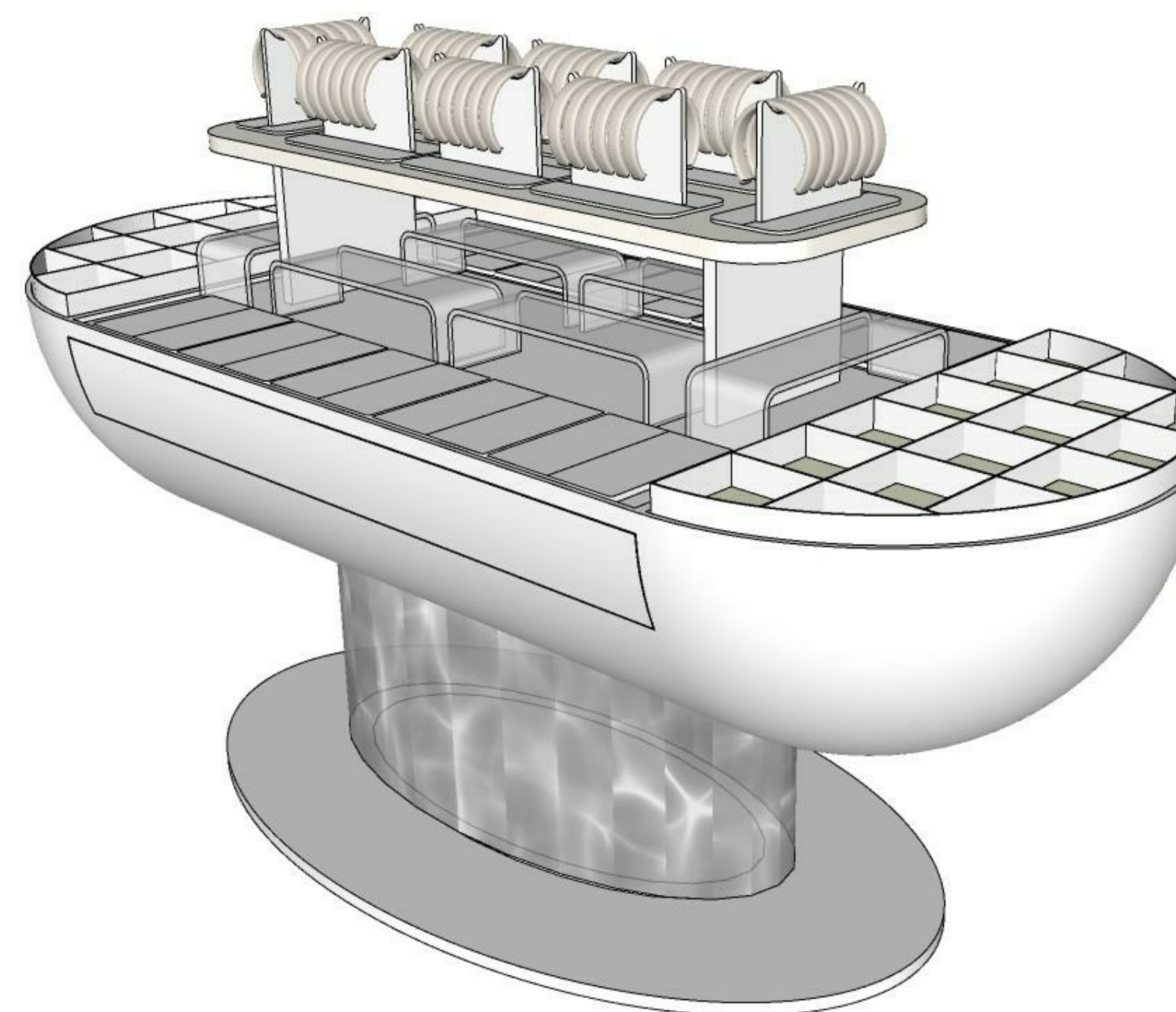
Drawing Name
Jewelry Display Table

Project number 25-142
 Date NOV 2025
 Drawn by MING
 Check by FY
 Scale 1" = 1'-0"

A7.3



HAIR ACCESSORY TABLE - TOP VIEW



7K Design Ltd.
 40 Vogell Road | Unit #5
 Richmond Hill, ON, Canada
 Info@sevenkdesign.com
 www.sevenkdesign.com
 +1 647.969.3918

CONSULTANTS

LEGEND

- EXISTING DOOR
- NEW DOOR
- EXISTING WALL TO REMAIN
- EXISTING WALL TO REMOVE
- PROPOSED WALL

GENERAL NOTES

DO NOT SCALE DRAWINGS. THE CONTRACTOR SHALL CHECK AND VERIFY ALL DIMENSIONS AND REPORT ANY DISCREPANCIES TO ENGINEER & DESIGNER BEFORE PROCEEDING WITH THE WORKS.

DIMENSIONS ARE CLEAR TO THE FACE OF COLUMNS AND PARTITIONS UNLESS OTHERWISE INDICATED.

NO WORK MAY PROCEED UNTIL SEVEN K DESIGN LTD. STAMPED, SIGNED AND APPROVED DRAWINGS, THOSE DRAWINGS ARE TO BE AVAILABLE ON SITE UPON REQUEST.

ALL DRAWINGS, SPECIFICATIONS AND DETAILS REMAIN THE PROPERTY OF SEVEN K DESIGN LTD. AND MUST BE RETURNED AT THE COMPLETION OF ALL WORK.

#	VERSION	DATE
3	UPDATE ACCESSORY WALL	01/19/2026
2	FINAL DESIGN SUBMISSION	12/15/2025
1	PRELIMINARY SUBMISSION	11/13/2025

Project Address

2450 Boul Laurier - CRU 022A [Place Ste-Foy - KIOKII AND...]

Drawing Name

Hair Accessory Table

Project number

25-142

Date

NOV 2025

Drawn by

MING

Check by

FY

Scale

1" = 1'-0"

A7.4

Date:	Project Name:
Type:	Part Number:



AURA SERIES

LED SQUARE GIMBAL






DESCRIPTION

The RENO Lighting's LED Square Gimbal High Output downlight combines a sleek design with a small aperture without any compromise to the light output. With up to 800 lumens and a CRI of 90, this small downlight provides an outstanding performance that will suit both residential and commercial applications.

FEATURES

- IC-Rated and Air-Tight ready and may be in direct contact with insulation
- May be installed in dry wall or suspended ceilings
- Multi CCT
- 90 CRI standard
- Flicker-free 120V forward-phase triac dimming down to 5%
- Energy-Star, JA8 compliant
- Operating temperature: -4°F to 104°F (-20°C to 40°C)
- Rated Lifetime L70(hrs): >50,000
- 5 year warranty

APPLICATIONS

-  Residential Ceiling
-  Commercial Lighting
-  Hotel lobby




Date:	Project Name:
Type:	Part Number:

SPECIFICATION

ORDER#	MODEL#	WATTS	VOLTAGE (V)	LUMENS	CCT (K)	BEAM ANGLE	CRI
R36125	RENO-LED-35-S12W-5CCT-WH-SQ	12W	120V	800 lm	2700/3000/3500/ 4000/5000K	40°	90
R36126	RENO-LED-35-S12W-5CCT-BK-SQ	12W	120V	800 lm	2700/3000/3500/ 4000/5000K	40°	90
R36127	RENO-LED-35-24W-FG-5CCT-WH-SQ	24W (2 x 12W heads)	120V	1600 lm	2700/3000/3500/ 4000/5000K	40°	90
R36128	RENO-LED-35-24W-FG-5CCT-BK-SQ	24W (2 x 12W heads)	120V	1600 lm	2700/3000/3500/ 4000/5000K	40°	90

ACCESSORIES

ORDER#	MODEL#	DESCRIPTION
R39107	RENO-MC-123	Multiple Head Universal Pre-Mounting New Construction Plate for 3.5" LED Combo Series
R39108	RENO-MP4	Mounting Plate without clip



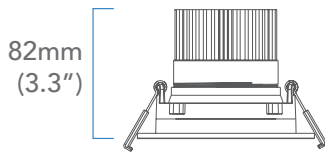
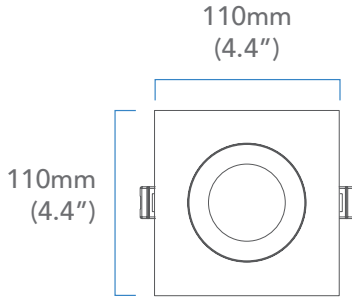
RENO-MC-123



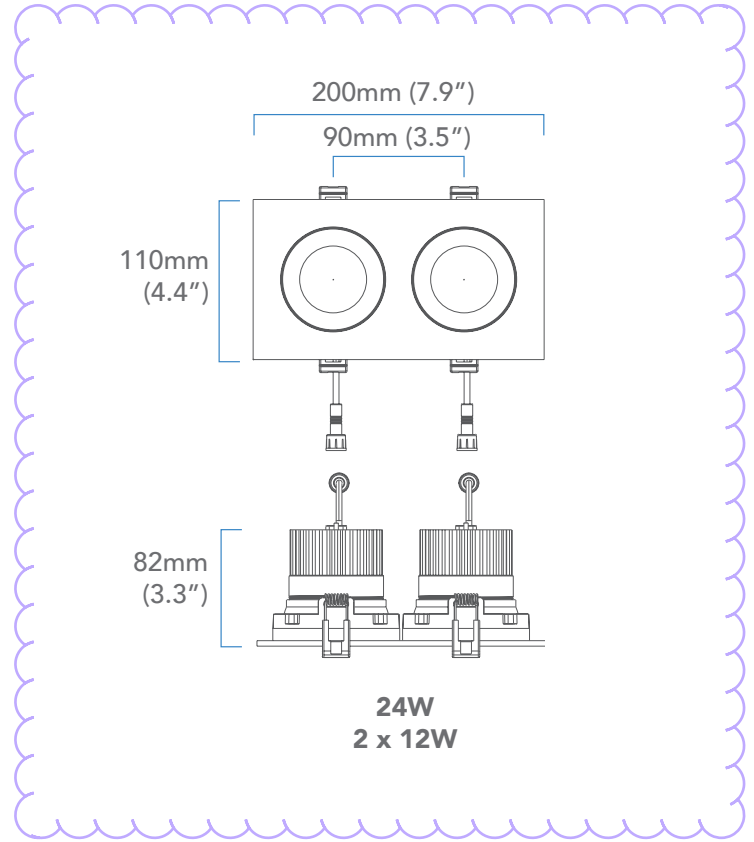
RENO-MP4

Date:	Project Name:
Type:	Part Number:

DIMENSIONS



12W



*NOTE: Cut hole size for one head 3-3/4" (95mm)
for two heads: 7-1/4" x 3-3/4" (185x95mm)

Date:	Project Name:
Type:	Part Number:



AURA SERIES

LED REGRESS GIMBAL






DESCRIPTION

The RENO Lighting's LED Round Gimbal High Output downlight combines a sleek design with a small aperture without any compromise to the light output. With up to 900 lumens and a CRI of 90, this small downlight provides an outstanding performance that will suit both residential and commercial applications

FEATURES

- IC-Rated and Air-Tight ready and may be in direct contact with insulation
- May be installed in dry wall or suspended ceilings
- Multi CCT
- 90 CRI standard
- Flicker-free 120V forward-phase triac dimming down to 5%
- Energy-Star, JA8 compliant
- Operating temperature: -4°F to 104°F (-20°C to 40°C)
- Rated Lifetime L70(hrs): >50,000
- 120V Beam angle 38°
- 5 year warranty

APPLICATIONS

-  Residential Ceiling
-  Commercial Lighting
-  Hotel lobby




Date:	Project Name:
Type:	Part Number:

SPECIFICATION

ORDER#	MODEL#	WATTS	SIZE	VOLTAGE (V)	LUMENS	CCT (K)	BEAM ANGLE	CRI
R36121	RENO-LED-AURA-35-S12W-FG-5CCT-WH	12W	3.5"	120V	900 lm	2700/3000/3500/ 4000/5000K	38°	90
R36122	RENO-LED-AURA-35-S12W-FG-5CCT-BK	12W	3.5"	120V	900 lm	2700/3000/3500/ 4000/5000K	38°	90
R36123	RENO-LED-AURA-4-S12W-FG-5CCT-WH	12W	4"	120V	900 lm	2700/3000/3500/ 4000/5000K	38°	90
R36124	RENO-LED-AURA-4-S12W-FG-5CCT-BK	12W	4"	120V	900 lm	2700/3000/3500/ 4000/5000K	38°	90

ACCESSORIES

ORDER#	MODEL#	DESCRIPTION
R39107	RENO-MC-123	Multiple Head Universal Pre-Mounting New Construction Plate for 3.5" LED Combo Series
R39108	RENO-MP4	Mounting Plate without clip



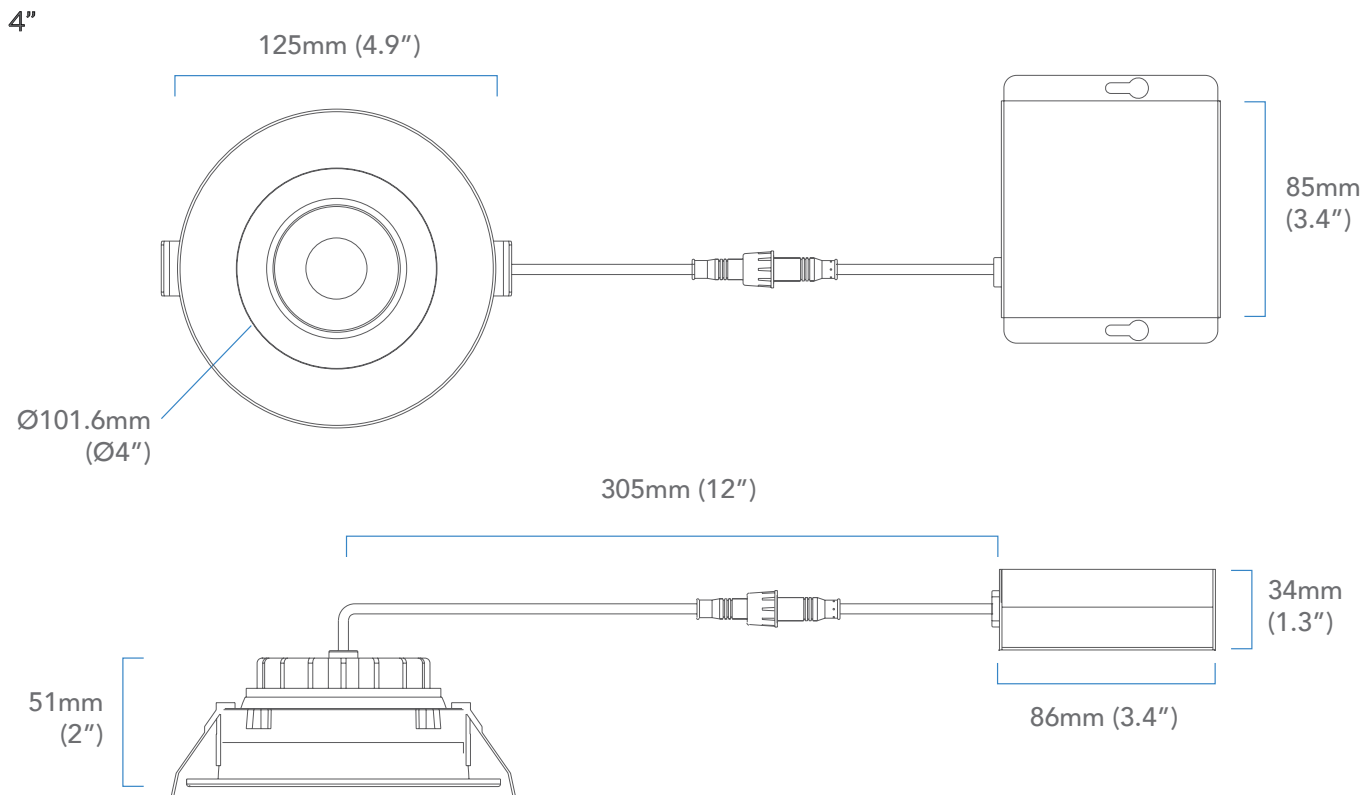
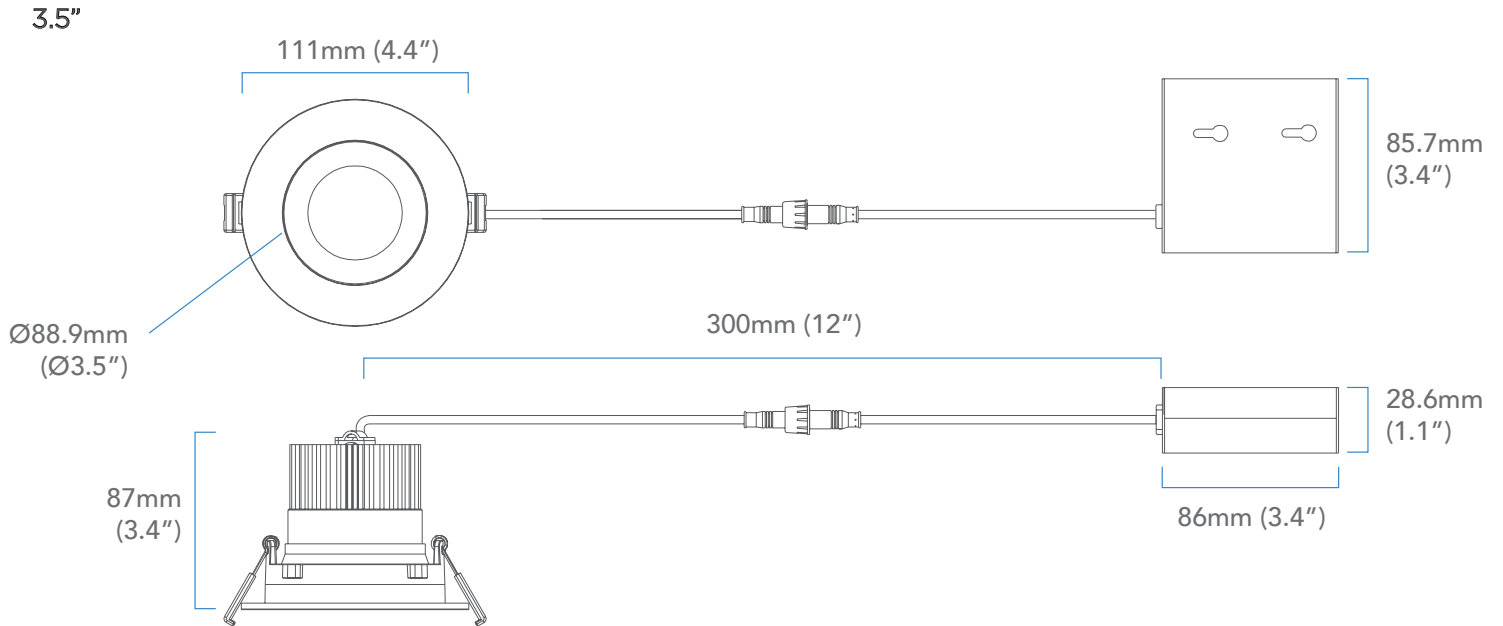
RENO-MC-123



RENO-MP4

Date:	Project Name:
Type:	Part Number:

DIMENSIONS



*NOTE: Width in ceiling needed for the driver to fit is 3"
Cut hole size 4-3/8" (110mm)




Date		Project	
Type		Part Number	


ARCHITECTURAL LUMINAIRES BY RENO LIGHTING

STORY Series

LED Zoomable Cylinder Track Head Light



The STORY Series Zoomable Cylinder Track Head Light luminaire offers superior light output in a small, unobtrusive design. With customizable beam angles and adjustable heads, this light offers flexibility to highlight specific areas in any application. Ideal for accent and display lighting.



Product Features

- 120V TRIAC Dimming
- High quality cold-forge aluminum housing for better heat dissipation
- Compatible with H-Type track
- Luminaire arm is 180° tiltable and 350° rotation adjustable
- Zoomable degree adjustable from 20°-50° to meet different application needs
- Colours Available: Black & White
- Glass Lens
- Rated Lifetime L70(hrs): >50,000
- Operating temperature: -4°F to 149°F (-20°C to 65°C)

Key Specifications

Voltage	120V
Wattage	20W or 30W Models
Efficacy	90lm/w
CCT	27/30/35/40/5000K
CRI	>90
Lumens	1,800 lm (20W) or 2,7000 lm (30W)
Beam Angle	20°-50°
Housing Material	Cold-Forge Aluminum
Mounting	Halo Style 3-Wire Track
THD	<20%



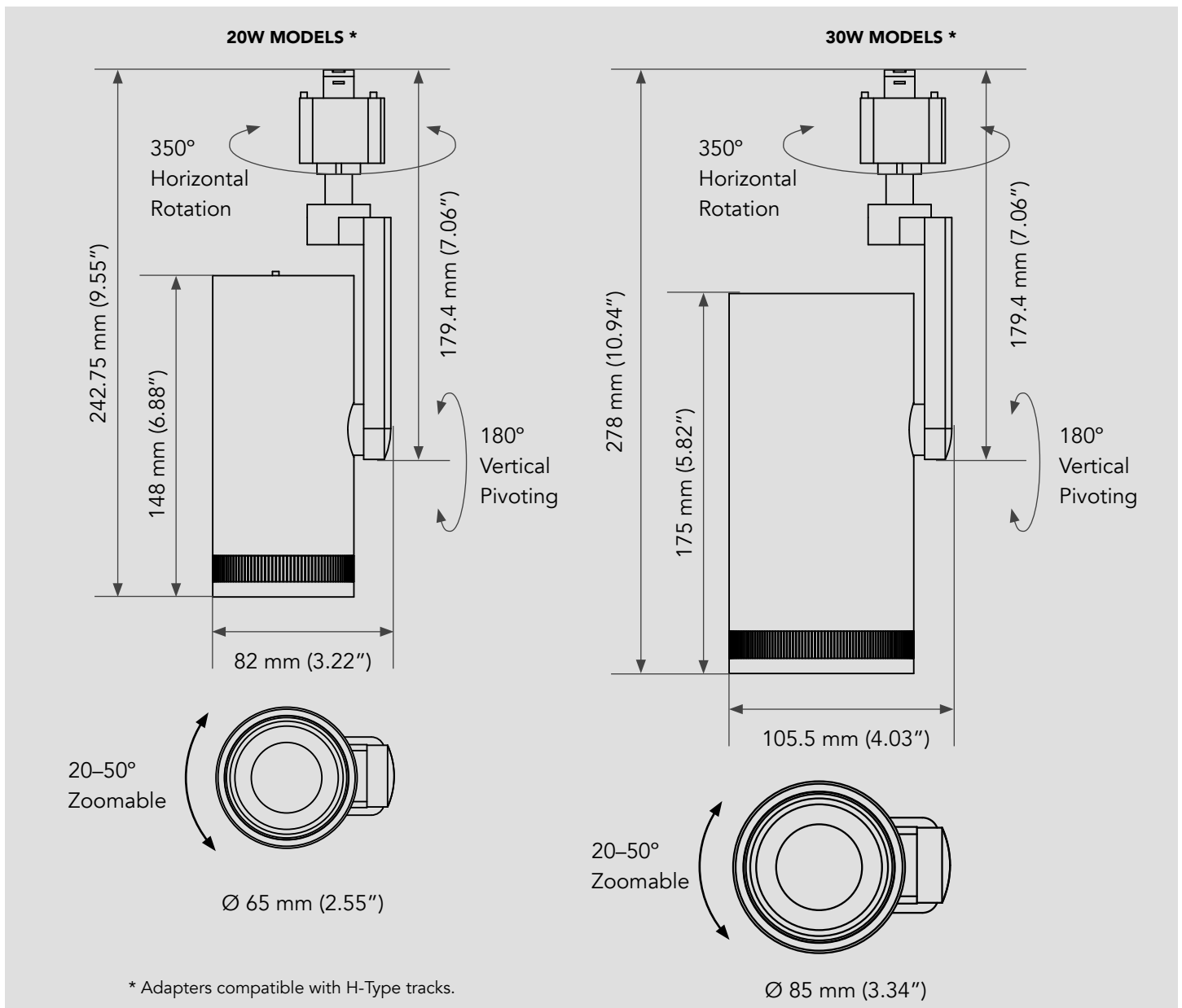
STORY Series | Zoomable Cylinder Track Head Light

ARCHITECTURAL LUMINAIRES BY RENO LIGHTING

Specifications

Order#	Model	Voltage	Lumens	CCT	CRI	Mounting Type
R31311	RENO-TH20W-5CCT-ADJ-WH	20W	1,800 lm	27/30/35/40/5000K	>90	H-Type
R31312	RENO-TH20W-5CCT-ADJ-BK	20W	1,800 lm	27/30/35/40/5000K	>90	H-Type
R31313	RENO-TH30W-5CCT-ADJ-WH	30W	2,700 lm	27/30/35/40/5000K	>90	H-Type
R31314	RENO-TH30W-5CCT-ADJ-BK	30W	2,700 lm	27/30/35/40/5000K	>90	H-Type

Dimensions







STORY Series | Zoomable Cylinder Track Head Light

ARCHITECTURAL LUMINAIRES BY RENO LIGHTING

Accessories



Surface Track (Black) - 2ft, 4ft, 6ft, and 8ft



Surface Track (White) - 2ft, 4ft, 6ft, and 8ft



Live End Connector



End Feed Kit



Conduit Connector




"I" Connector



"L" Connector




"T" Connector



"X" Connector



Flexible Connector



Floating Canopy



Cable Kit

Order#	Model	Description
R31201	RENO-TKH-2FT-WH	Surface Track 2ft White
R31202	RENO-TKH-2FT-BK	Surface Track 2ft Black
R31203	RENO-TKH-4FT-WH	Surface Track 4ft White
R31204	RENO-TKH-4FT-BK	Surface Track 4ft Black
R31205	RENO-TKH-6FT-WH	Surface Track 6ft White
R31206	RENO-TKH-6FT-BK	Surface Track 6ft Black
R31207	RENO-TKH-8FT-WH	Surface Track 8ft White
R31208	RENO-TKH-8FT-BK	Surface Track 8ft Black

Order#	Model	Description
R31901	RENO-TKH-LEC-WH	Live End Connector White
R31902	RENO-TKH-LEC-BK	Live End Connector Black
R31903	RENO-TKH-EFK-WH	End Feed Kit White
R31904	RENO-TKH-EFK-BK	End Feed Kit Black
R31905	RENO-TKH-CC-WH	Conduit Connector White
R31906	RENO-TKH-CC-BK	Conduit Connector Black
R31907	RENO-TKH-MJ-WH	"I" Connector White
R31908	RENO-TKH-MJ-BK	"I" Connector Black
R31909	RENO-TKH-LC-WH	"L" Connector White
R31910	RENO-TKH-LC-BK	"L" Connector Black
R31911	RENO-TKH-TC-WH	"T" Connector White
R31912	RENO-TKH-TC-BK	"T" Connector Black
R31913	RENO-TKH-XC-WH	"X" Connector White
R31914	RENO-TKH-XC-BK	"X" Connector Black
R31915	RENO-TKH-FC-WH	Flexible Connector White
R31916	RENO-TKH-FC-BK	Flexible Connector Black
R31917	RENO-TKH-FCF-WH	Floating Canopy White
R31918	RENO-TKH-FCF-BK	Floating Canopy Black
R31919	RENO-TKH-CAB-WH	4M Cable White
R31920	RENO-TKH-CAB-BK	4M Cable Black



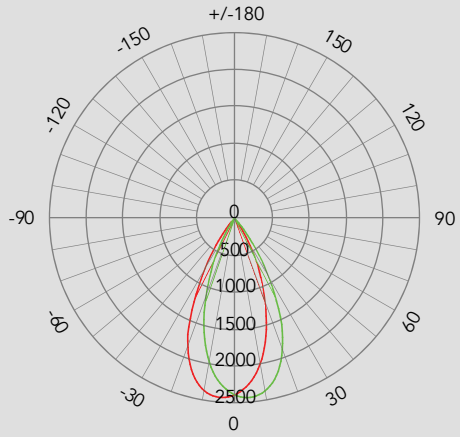


STORY Series | Zoomable Cylinder Track Head Light

ARCHITECTURAL LUMINAIRES BY RENO LIGHTING

Photometrics

LUMINOUS INTENSITY DISTRIBUTION



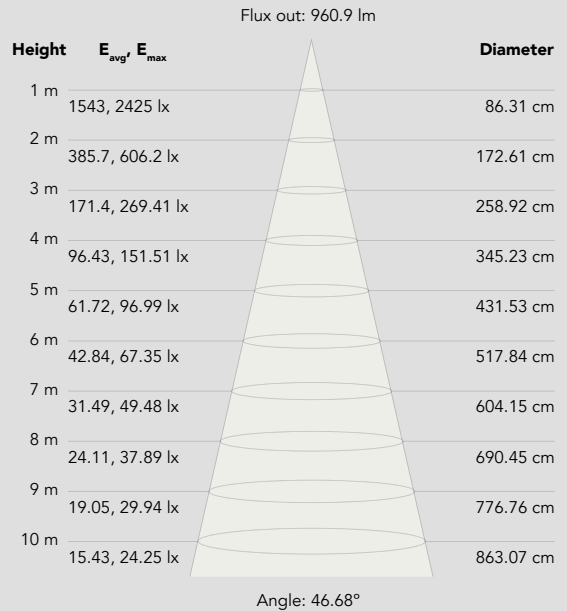
C0 / C180: — C90 / C270: —

Average Field Angle (50%): 46.5°

C0/180: 46.3°

C90/270: 46.6°

ILLUMINANCE AT A DISTANCE






Date		Project	
Type		Part Number	

ARCHITECTURAL LUMINAIRES BY RENO LIGHTING

LUMAFLEX Series

Top Bend LED Neon Strip



The LUMAFLEX Series Top Bend LED Neon Strip is a unique vertical bending direction curves across the top of the flat light surface and is perfect for circles, contours and side-emitting light. The flexible, square shaped silicone encapsulated diffuser shines a vivid line of light with a 120° beam distribution. It is ideal for building outlines, facades, signage and exterior architectural accents.



Product Features

- High-efficacy, up to 244 lm/ft
- Dot-free illumination
- Dimmable with with PWM signal
- Sleek, square-shaped linear profile
- Flexible vertical bending for creative illumination
- Versatile, field-cuttable (at any length) installation and endcaps sealed by gluing process
- Three connector options: tail, side, and bottom
- Mounted via Brackets or Aluminum Channel
- IK08 impact rated, IP67 rated, and saltwater resistant
- Operating temp: -4°F to +113°F (-20°C to +45°C)
- Rated lifetime L70: >50,000 hours
- UL listed and RoHs Compliant

Key Specifications

Voltage	24V DC
Wattage	4.27W/ft
Roll Length	16.4ft (5.0 m)
Cut Distance	Any length
CCT	2700K, 3000K, 4000K
CRI	90
Lumens	Up to 244 lm/ft
Beam Angle	120°
Wire Length	11.8" (300 mm) - tail, side or bottom connector
Mounting	8 mounting brackets (included) Aluminum Channel mounting (optional)




LUMAFLEX Series | Top Bend LED Neon Strip

ARCHITECTURAL LUMINAIRES BY RENO LIGHTING


Specifications

Order#	Model	Wattage	Voltage	Lumens	CCT	CRI	Bend Type
R11001	RENO-NEON-5M-14W-27K-24V-13MM-AF-TOP	4.27W/ft	24V	220 lm/ft	2700K	90	Vertical
R11003	RENO-NEON-5M-14W-30K-24V-13MM-AF-TOP	4.27W/ft	24V	232 lm/ft	3000K	90	Vertical
R11005	RENO-NEON-5M-14W-40K-24V-13MM-AF-TOP	4.27W/ft	24V	244 lm/ft	4000K	90	Vertical

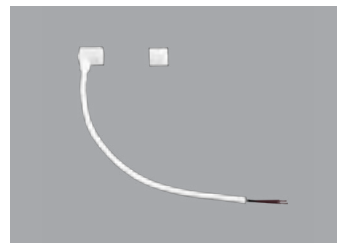
Accessories




R19001
RENO-NEON-13MM-EP-RF
Tail Feed with cap



R19002
RENO-NEON-13MM-EP-RF
Side Feed with cap




R19003
RENO-NEON-13MM-EP-RF
Bottom Feed with cap



R19011
RENO-NEON-13MM-EP-RF
4' Aluminum Channel
(2 Brackets included)




R19012
RENO-SG-NEON
Silicone Glue



R84001
RENO-HBL096-DC24V
96W/24V Dimmable LED Driver



R84002
RENO-HBL200-DC24V
200W/24V Dimmable LED Driver



R84003
RENO-HBL096-DC24V-EX
96W/ 24V Dimmable LED Driver
Wet Location

Order#	Model	Description
R19001	RENO-NEON-13MM-EP-RF	Power cable in tail feed, 11.8" (300 mm) length
R19002	RENO-NEON-13MM-EP-SF	Power cable in side feed, 11.8" (300 mm) length
R19003	RENO-NEON-13MM-EP-BF	Power cable in bottom feed, 11.8" (300 mm) length
R19011	RENO-NEON-AP-13M-4FT	4' Aluminum Channel with Brackets
R84001	RENO-HBL096-DC24V	96W/24V Dimmable LED Driver
R84002	RENO-HBL200-DC24V	200W/24V Dimmable LED Driver
R84003	RENO-HBL096-DC24V-EX	96W/24V Wet Location Dimmable LED Driver
R19012	RENO-SG-NEON	Silicone Glue for waterproof feed connections (10ml)



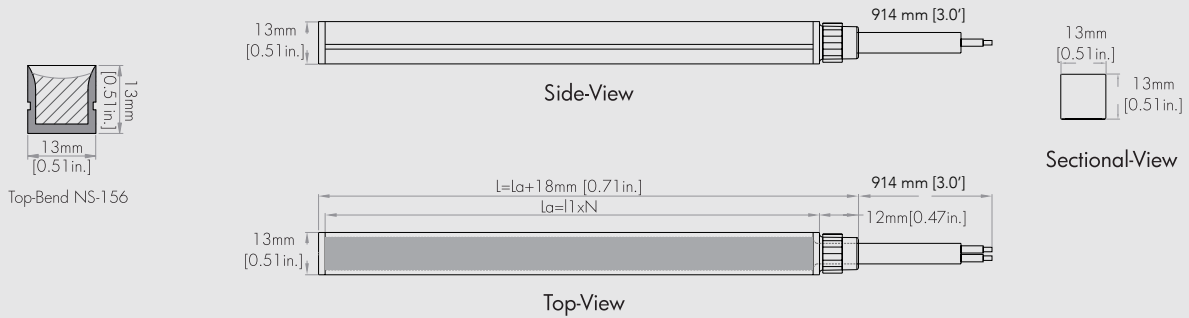


LUMAFLEX Series | Top Bend LED Neon Strip

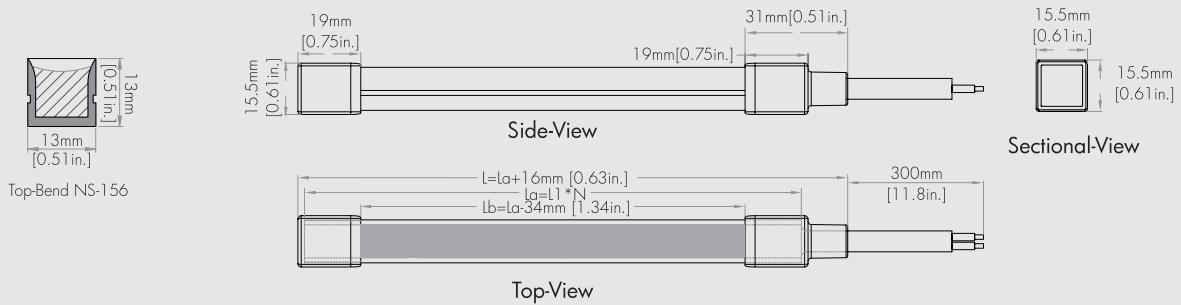
ARCHITECTURAL LUMINAIRES BY RENO LIGHTING

Dimensions

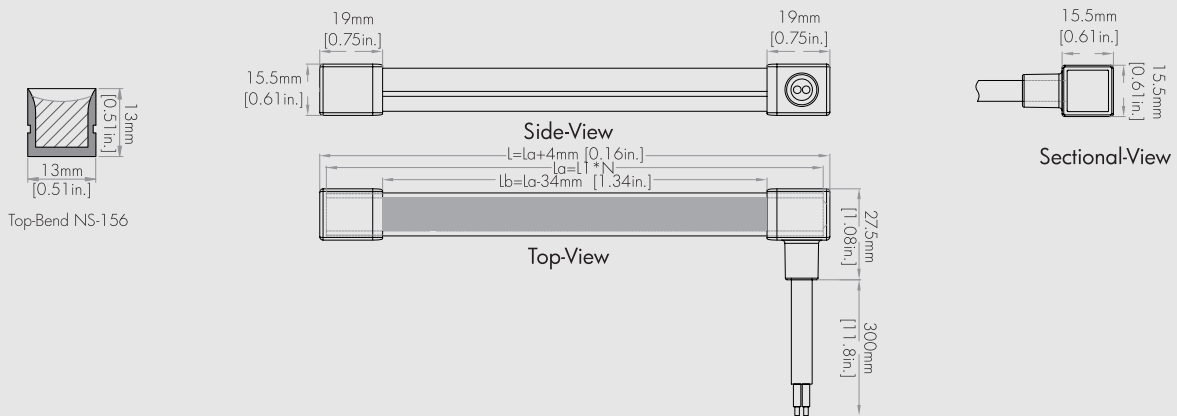
Power Entry from the Tail with 3' Cord (Included)



Power Entry from the Tail (Optional)



Power Entry from the Side (Optional)

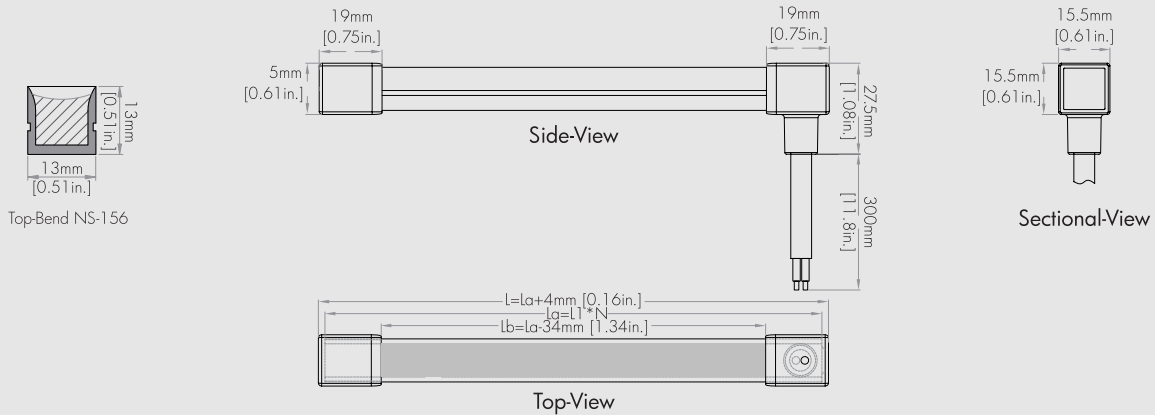




LUMAFLEX Series | Top Bend LED Neon Strip


ARCHITECTURAL LUMINAIRES BY RENO LIGHTING

Power Entry from the Bottom Optional

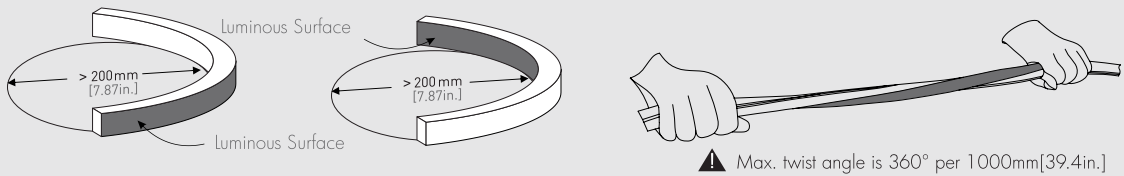


Install Options

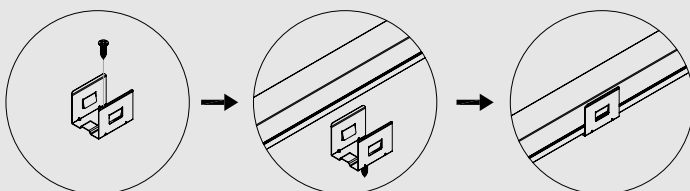
Free-cutting at any length for static CCT models



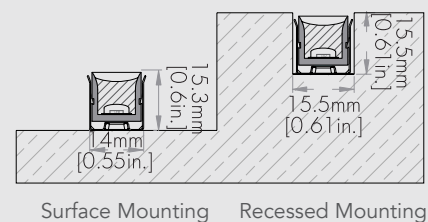
Bending Instructions



Fixed by Bracket & Screw



Space & Groove are shown as below

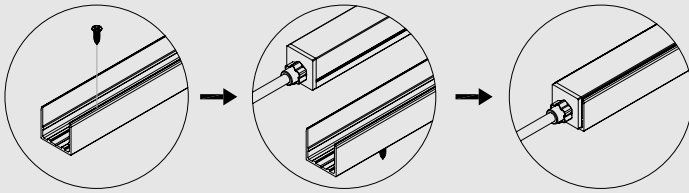




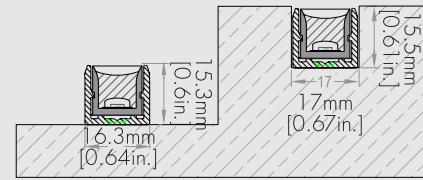
LUMAFLEX Series | Top Bend LED Neon Strip

ARCHITECTURAL LUMINAIRES BY RENO LIGHTING

Fixed by Aluminum profile & Screw



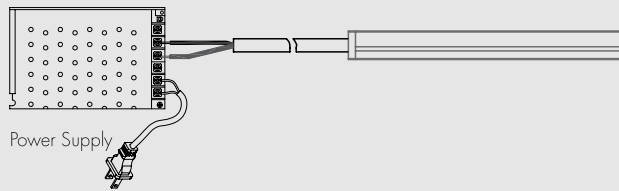
Space & Groove are shown as below



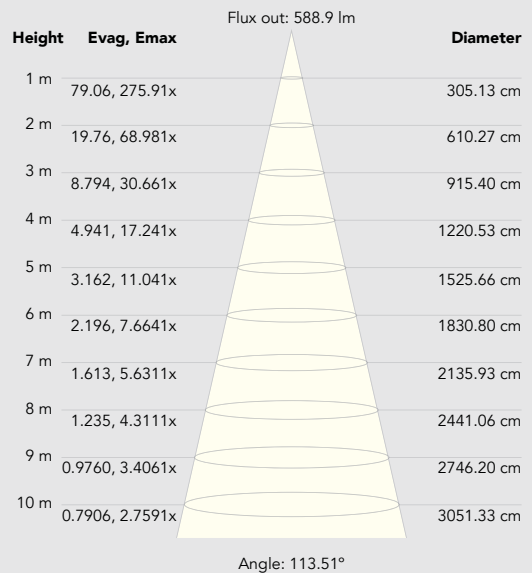
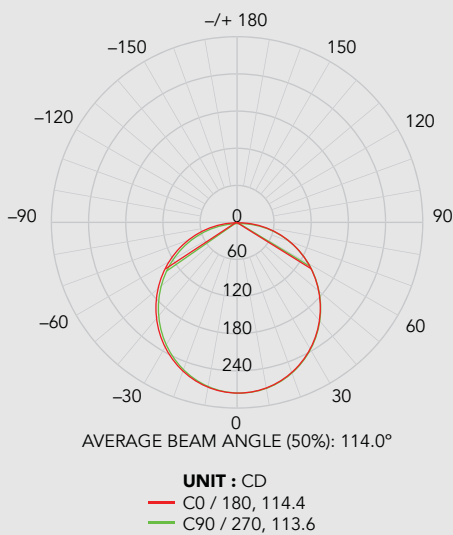
Surface Mounting Recessed Mounting

Connections

White, Non-Dimmable Status




Photometrics





- COB strip can achieve the total Dot-free light effect without any profiles or PC covers
- Achieve high lumen and fancy looking by the unique design
- One BIN Only for good color consistency
- SDCM 3
- Wide range of CCT choice
- 15W/M-4000K-1646Lm-5M

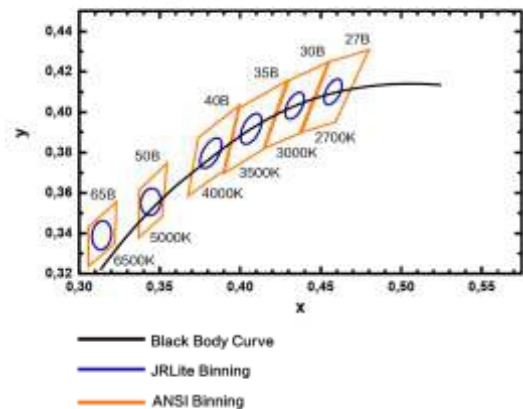
DIMENSION



Electrical data

Lumen efficiency	110lm/w(4000K)
SDCM	≤3 (3000K, 4000K,5000K,RGB)
Ra	Ra90
SMD Type	COB
LEDs/m	480LEDs/m 580LEDs/m
Max current/LED	26mA
Voltage	DC24V(12V optional;±0.5V)
Max Length	5000mm
Width	10mm
Unit cut	50mm
Storage Temperature	-25°C /-13 °F _{min} 60°C/140 °F _{max}
LED PIN Temperature	Max.65 °C /149°F
Life Span	>54000H
Waterproof rate	IP 33/ IP 67
Warranty	5 Years

Binning



(Lm/m)

CCT \ Power	3000K	4000K	5000K	Max. Run Length
9W/M	945	990	1030	5M
15W/M	1492	1646	1635	5M

LIFESPAN > 54000H

3 STEP

2700K
3000K
4000K

WARRANTY 5 YEARS

INDOOR



ONE BIN ONLY


Color consistency
Today and tomorrow

Factory add:Yisheng Technology Park, Guangming Street, Guangming District, Shenzhen,China

Tel: 0086-755-66866868815; Fax: 0086-755-66866898 Mobile :0086-13751370669

Email:info@topdisplay.net

Buyer : Kiokii

Description	43 inch double sided digital signage (with wheels)		
Picture			
Screen specification	Level : A	Android data	CPU: RK 3568
	size :43 "		RAM: 4 G
	<i>resolution:1920*1080</i>		SSD : 32 G
Product color	White		
WIFI	2.4&5.0 Ghz		
system	Android 11.0		
brightness	450cd/m2		
power	AC 110V~240V, 50/60HZ		
Touch	Non touch		
Menu language	English		
Warranty	12 months		
delivery time	15 days		
Quantity	1 unit		
Description	43 inch digital signage		

AM9800 Acrylic EAS Antennas

- High Quality Acrylic Antenna;
- High detection rate with extremely low false alarm;
- Fully compatible with all AM tags and labels;
- Alarm volume adjustable and customized flashing LED lights;
- It is the blue color when powering on, and in green color when alarming;
- Superior Digital Signal Processing (DSP) technology;
- High flexibility, accuracy, anti interference and stable performance;
- It can work as either Mono or Master/slave version;
- All electronics are integrated with no controller needed;
- Upgraded smart chip with huge kernal processing and signal analyze system;
- Software based anti-interference tuning and adjustment ;
- Design to operate low power consumption and environment friendly;
- Optional Remote Tuning Service and CCTV connection function;



Supermarket



Clothing Store



Cosmetics Store



Optical Shop



Maternal and Infant Store

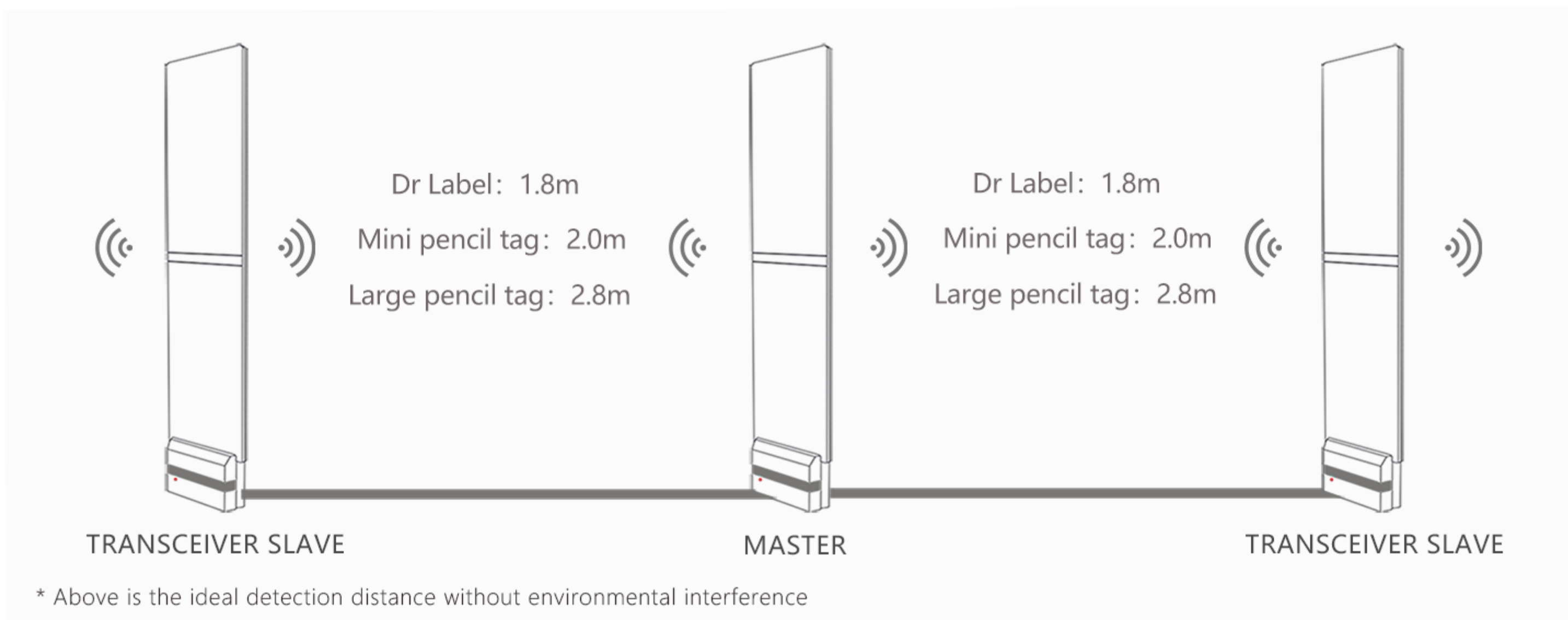


Boutiques



Shoe Store

OPTIONAL PARTS



TECHNICAL SPECIFICATION

Model No.	AM9800
Material	Acrylic
Color	Transparent
Frequency	58KHZ
DR Label	1.6-1.8m
Hard Tag	1.8-2.8m
Dimension	1555*350*110mm
Packaging	1640*465*145mm
Net / Gross weight	16kg/19.5kg
Operating Voltage	110-220v
Power Consumption	100w
Work Rate of Each Antenna	25w
Temperature	-5°C~50°C



Dongguan Lifangmei Electronic Technology Co., Ltd
 Email: lisawang@lifmei.com | Phone&Wechat: +86 189-2522-3556
 Website: www.eas888.com
 Add: No.4, Industrial Road 2nd, Liyatang, Tangxia Town, Dongguan, Guangdong